

AC axial fan - HyBlade

sickle-shaped blades (S series)

with square full nozzle

W8D800-GD05-03 ebmpapst Datasheet FansCo

sales@fansco.com

www.fansco.com

Nominal data

Type	W8D800-GD05-03				
Motor	M8D138-LA				
Phase		3~	3~	3~	3~
Nominal voltage	VAC	230	277	400	480
Wiring		Δ	Δ	Y	Y
Frequency	Hz	60	60	60	60
Method of obtaining data		ml	ml	ml	ml
Valid for approval/standard		-	-	-	-
Speed	min ⁻¹	750	800	750	800
Power consumption	W	1120	1270	1120	1270
Current draw	A	4.15	4.28	2.4	2.47
Max. back pressure	Pa	57	65	57	65
Min. ambient temperature	°C	-40	-40	-40	-40
Max. ambient temperature	°C	70	65	70	65
Starting current	A	5.5	12	9.5	7

ml = Max. load · me = Max. efficiency · fa = Free air · cs = Customer specification · ce = Customer equipment

Subject to change



AC axial fan - HyBlade

sickle-shaped blades (S series)

with square full nozzle

Technical description

Weight	43.8 kg
Fan size	800 mm
Rotor surface	Cast in aluminum
Terminal box material	PP plastic
Blade material	Sheet aluminum insert, sprayed with PP plastic
Fan housing material	Sheet steel, galvanized and coated with black plastic (RAL 9005)
Guard grille material	Steel, coated with black plastic (RAL 9005)
Number of blades	5
Blade pitch	0°
Airflow direction	"V"
Direction of rotation	Clockwise, viewed toward rotor
Degree of protection	IP54
Insulation class	"F"
Moisture (F) / Environmental (H) protection class	F3-1
Max. permitted ambient temp. for motor (transport/storage)	+ 80 °C
Min. permitted ambient temp. for motor (transport/storage)	- 40 °C
Installation position	Any
Condensation drainage holes	On rotor and stator sides
Mode	S1
Motor bearing	Ball bearing
Touch current according to IEC 60990 (measuring circuit Fig. 4, TN system)	<= 3.5 mA
Electrical hookup	Via terminal box
Motor protection	Thermal overload protector (TOP) with basic insulation
With cable	Axial
Protection class	I (with customer connection of protective earth)
Conformity with standards	EN 60034-1 (2010); EN 61800-5-1
Approval	CSA C22.2 No. 100; EAC; UL 1004-1

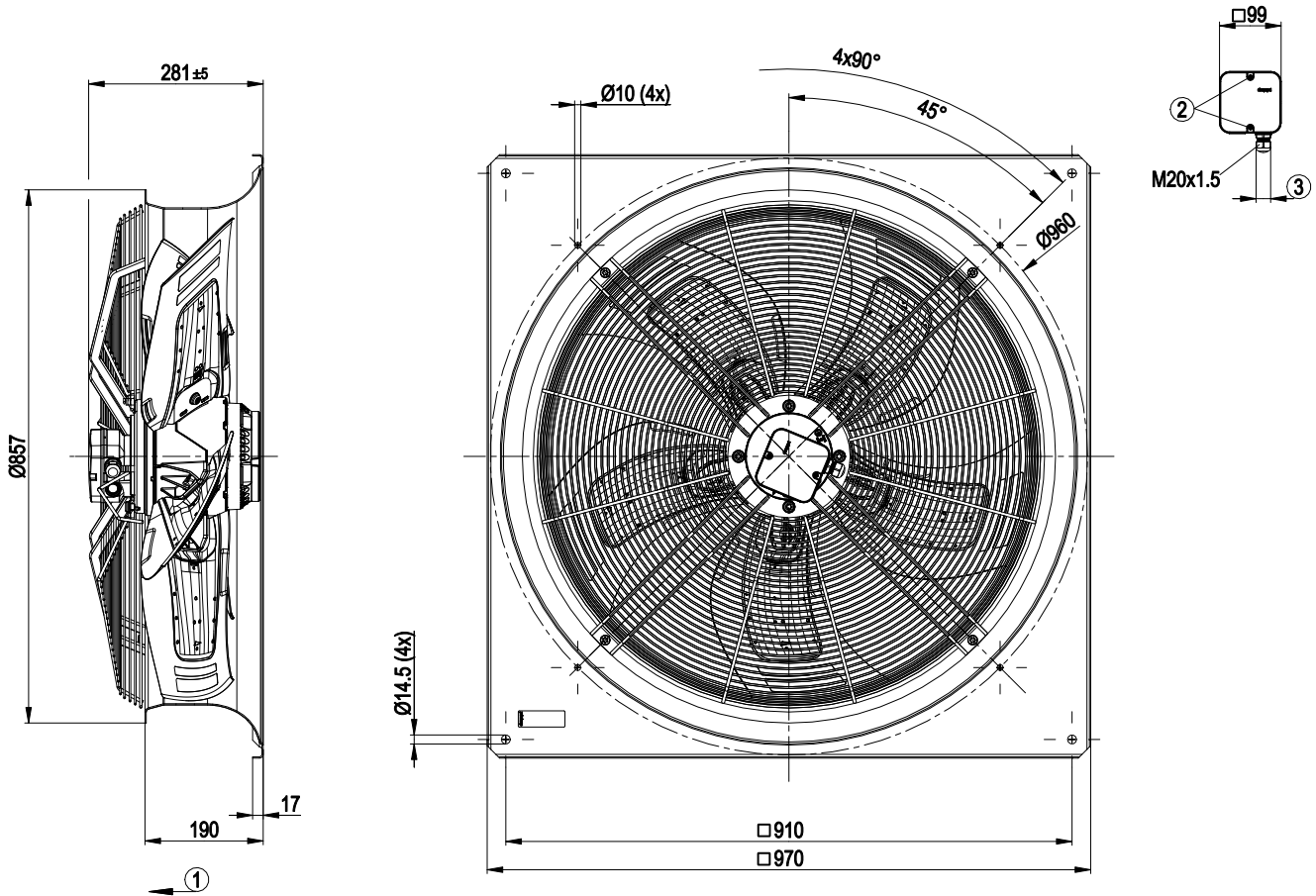


AC axial fan - HyBlade

sickle-shaped blades (S series)

with square full nozzle

Product drawing



1	Direction of air flow "V"
2	Tightening torque 1.5 ± 0.2 Nm
3	Cable diameter min. 7 mm, max. 14 mm; tightening torque 2 ± 0.3 Nm

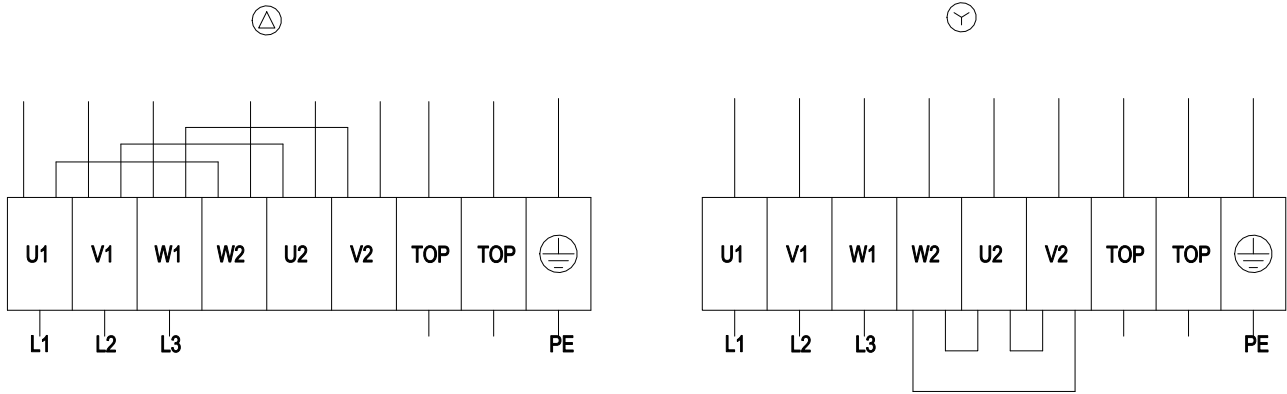


AC axial fan - HyBlade

sickle-shaped blades (S series)

with square full nozzle

Connection diagram



Δ	Delta connection	Y	Star connection	L1	= U1 = black
L2	= V1 = blue	L3	= W1 = brown	W2	yellow
U2	green	V2	white	TOP	2x gray
PE	green/yellow				

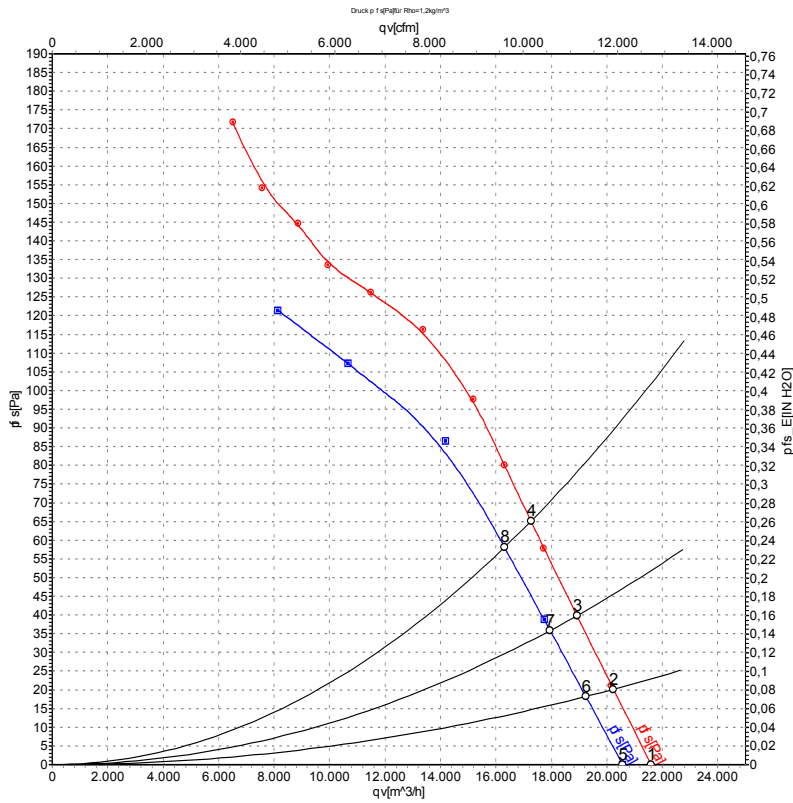


AC axial fan - HyBlade

sickle-shaped blades (S series)

with square full nozzle

Curves: Air performance 60 Hz



Measurement: LU-115444-1
Measurement: LU-120032-1

Air performance measured according to ISO 5801 installation category A. For detailed information on the measurement setup, contact ebm-papst. Intake sound level: Sound power level according to ISO 13347 / sound pressure level measured at 1 m distance from fan axis. The values given are valid under the specified measuring conditions and may vary due to conditions of installation. For deviations from the standard configuration, the parameters have to be checked on the installed unit.

Measured values

	Wired	U	f	n	P_e	I	$L_{pA_{in}}$	$L_{wA_{in}}$	$L_{wA_{out}}$	q_v	p_{fs}
		V	Hz	min^{-1}	W	A	dB(A)	dB(A)	dB(A)	m^3/h	Pa
1	Y	480	60	820	1066	2.25	62	69	69	21600	0
2	Y	480	60	815	1127	2.31	62	68	68	20240	20
3	Y	480	60	810	1194	2.39	62	69	68	18930	40
4	Y	480	60	800	1270	2.47	63	69	68	17260	65
5	Y	400	60	785	970	2.15	61	68	68	20570	0
6	Y	400	60	775	1020	2.21	61	68	67	19240	18
7	Y	400	60	760	1071	2.30	61	67	67	17950	36
8	Y	400	60	750	1120	2.40	61	68	67	16310	57

Wired = Wiring · U = Power supply · f = Frequency · n = Speed · P_e = Power consumption · I = Current draw · $L_{pA_{in}}$ = Sound pressure level intake side · $L_{wA_{in}}$ = Sound power level intake side
 $L_{wA_{out}}$ = Sound power level outlet side · q_v = Air flow · p_{fs} = Pressure increase

