

W6D910-GA15-20

AC axial fan - HyBlade®

sickled blades (S series)

with full square nozzle

Nominal data

Type	W6D910-GA15-20		
Motor	M6D138-NA		
Phase		3~	3~
Nominal voltage	VAC	400	400
Connection		Δ	Y
Frequency	Hz	50	50
Type of data definition		ml	ml
Valid for approval / standard		CE	CE
Speed	min ⁻¹	885	670
Power input	W	2100	1350
Current draw	A	4.18	2.47
Max. back pressure	Pa	85	53
Max. ambient temperature	°C	65	55

ml = max. load · me = max. efficiency · fa = running at free air · cs = customer specs · cu = customer unit
Subject to alterations

Operating voltage: 380V/50Hz+10% is admissible

Data according to ErP directive

Installation category	A
Efficiency category	Static
Variable speed drive integrated	No
Specific ratio*	1,00

* Specific ratio = $1 + p_{fs} / 100\,000\text{ Pa}$

	Actual	Request 2013	Request 2015
Overall efficiency η_{es}	36,1	32,1	36,1
Efficiency grade N	40	36	40
Power input P_e	kW	2,46	
Air flow q_v	m ³ /h	21770	
Pressure increase p_{fs}	Pa	142	
Speed n	min ⁻¹	890	

Data established at point of optimum efficiency



ebmpapst

W6D910-GA15-20

AC axial fan - HyBlade®

sickled blades (S series)

with full square nozzle

Technical features

Mass	52.4 kg
Size	910 mm
Surface of rotor	Cast in aluminium
Material of terminal box	PP plastic
Material of blades	Aluminium sheet insert, sprayed with PP plastic
Material of wall ring	Sheet steel, pre-galvanised and coated in black plastic (RAL 9005)
Material of guard grille	Steel, coated in black plastic (RAL9005)
Number of blades	5
Blade angle	0°
Direction of air flow	"V"
Direction of rotation	Clockwise, seen on rotor
Type of protection	IP 54
Insulation class	"F"
Humidity class	F3-1
Max. permissible ambient motor temp. (transp./ storage)	+ 80 °C
Min. permissible ambient motor temp. (transp./storage)	- 40 °C
Mounting position	Any
Condensate discharge holes	On rotor and stator sides
Operation mode	S1
Motor bearing	Ball bearing
Leakage current	<= 3.5 mA
Electrical leads	Via terminal box
Motor protection	Thermal overload protector (TOP) brought out , TOP will action on 140+/-5°C , will reset on 90-100°C
Cable exit	Axial
Protection class	I (if protective earth is connected by customer)
Product conforming to standard	EN 60034; EN 61800-5-1; CE
Approval	VDE
Balancing quality grade	4.2
LRA of the fan motor	18.6 A
Fuse select rule	Slow acting fuse , Max operating current draw is 5.15A .



ebmpapst

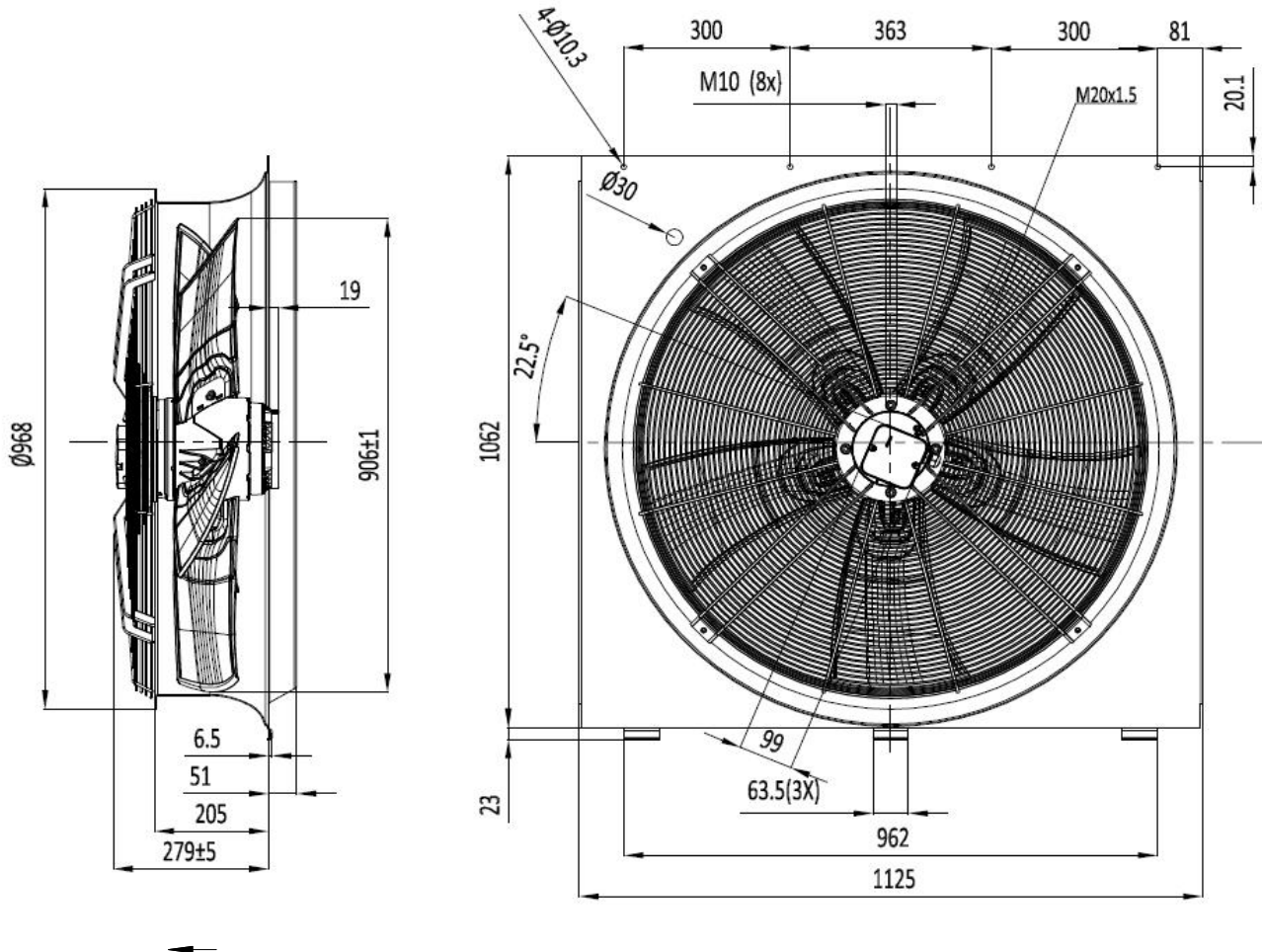
W6D910-GA15-20

AC axial fan - HyBlade®

sickled blades (S series)

with full square nozzle

Product drawing



1	Direction of air flow "V"
2	Tightening torque 1.5 ± 0.2 Nm
3	Cable diameter: min. 7 mm, max. 14 mm; tightening torque: 2 ± 0.3 Nm



ebmpapst

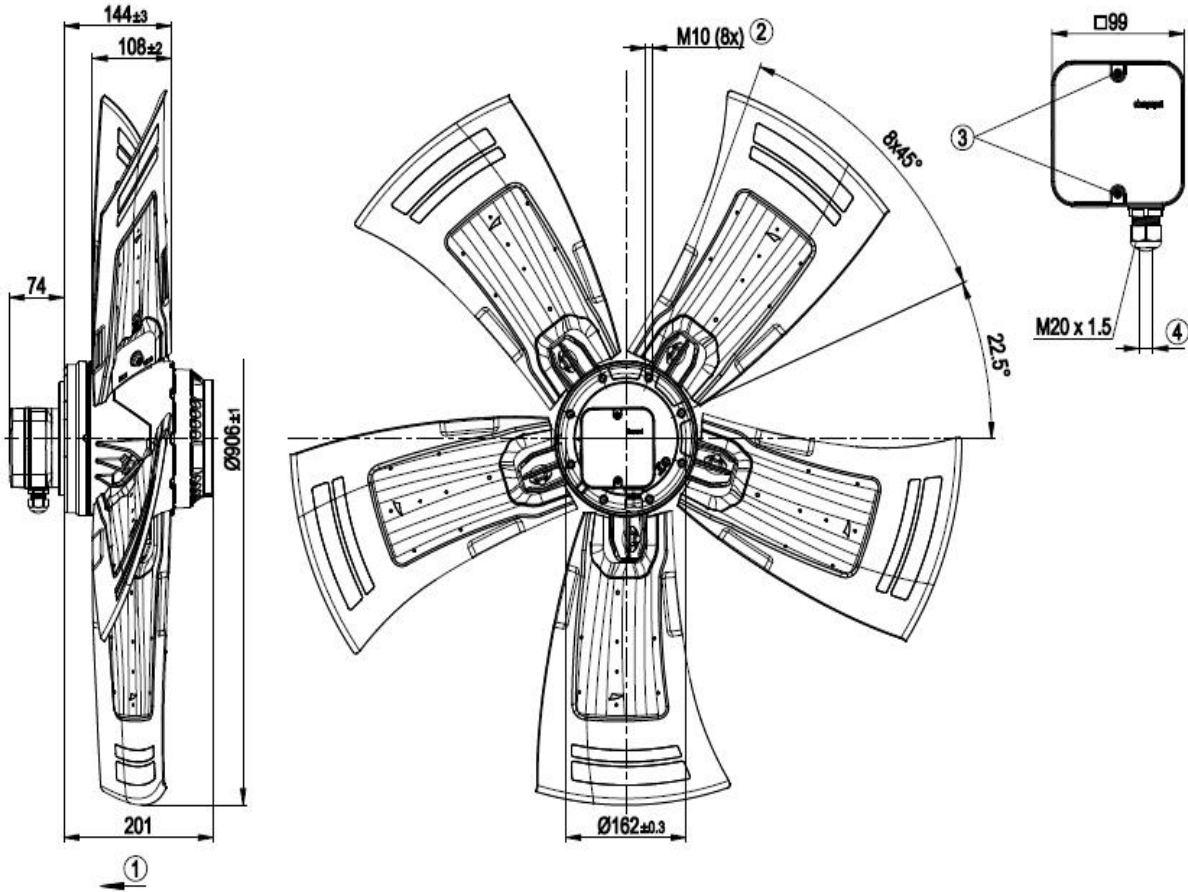
W6D910-GA15-20

AC axial fan - HyBlade®

sickled blades (S series)

with full square nozzle

A6D910AA0101 Product drawing



All measures have the unit mm.

1	Direction of air flow "V"
2	Depth of screw max. 18 mm
3	Tightening torque 1.5 ± 0.2 Nm
4	Cable diameter: min. 7 mm, max. 14 mm; tightening torque: 2 ± 0.3 Nm



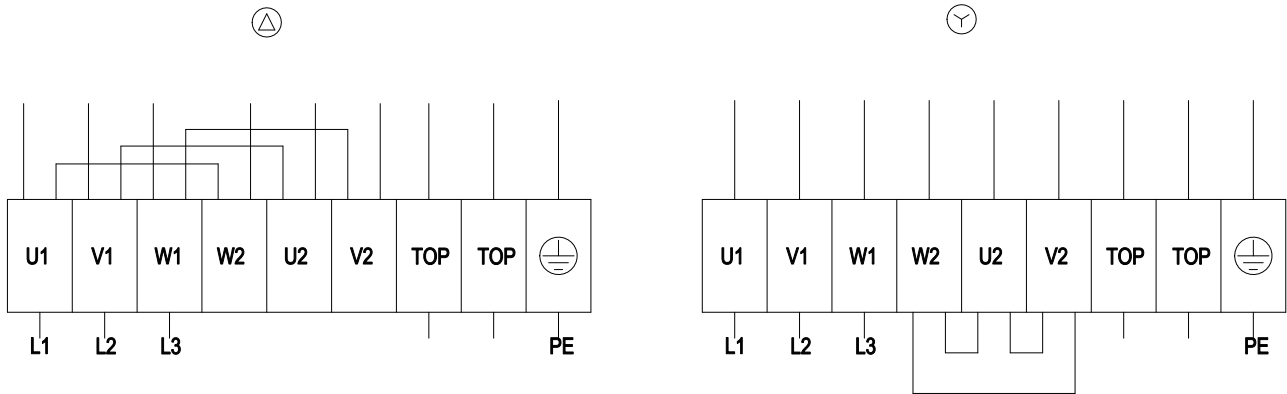
W6D910-GA15-20

AC axial fan - HyBlade®

sickled blades (S series)

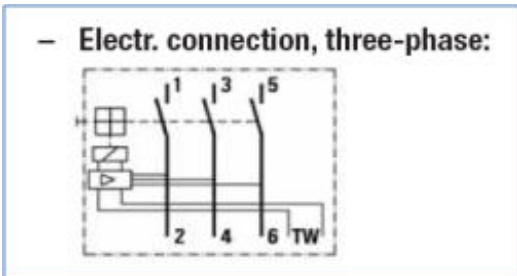
with full square nozzle

Connection screen



Δ	Delta connection	Y	Star connection	L1	= U1 = black
L2	= V1 = blue	L3	= W1 = brown	W2	yellow
U2	green	V2	white	TOP	2 x grey
PE	green/yellow				

Direction of rotation is reversed by swapping two line phases.



ebmpapst

W6D910-GA15-20

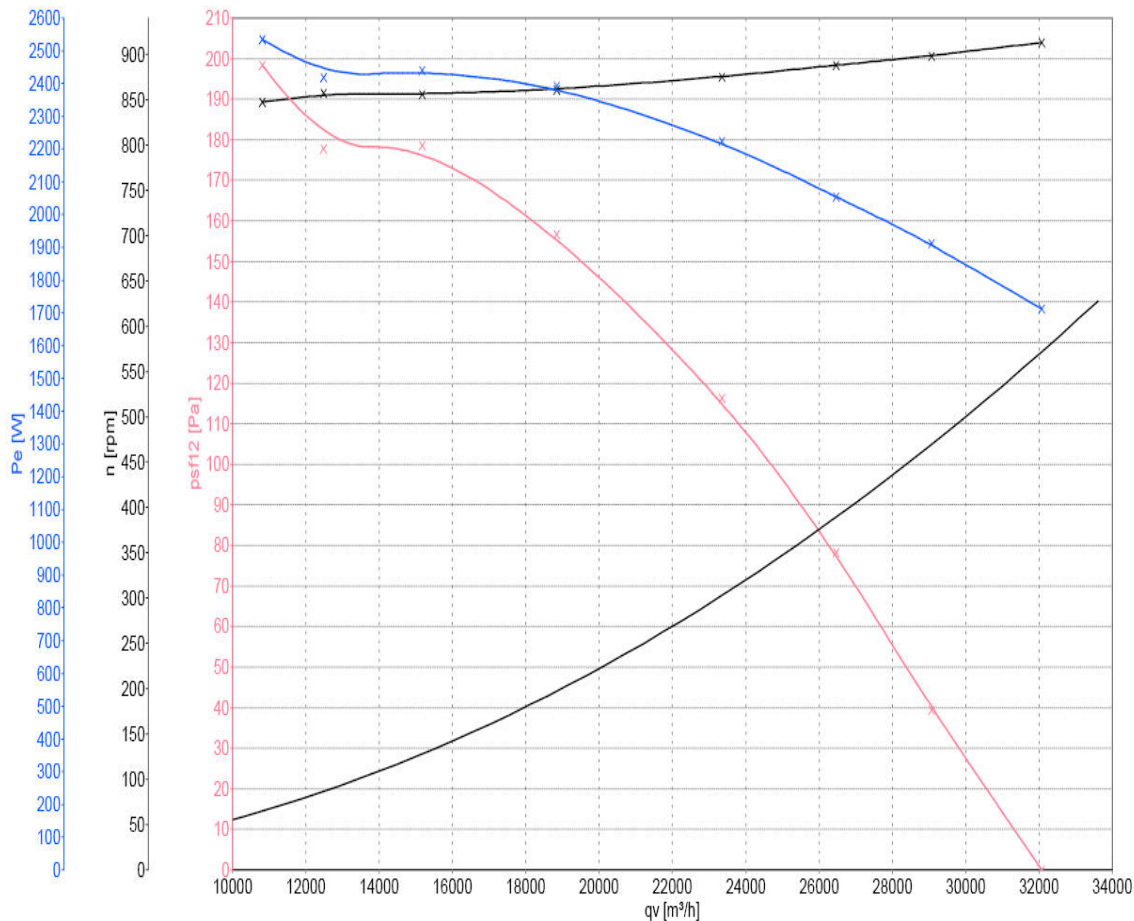
AC axial fan - HyBlade®

sickled blades (S series)

with full square nozzle

Charts: Air flow 50 Hz

IDNO	Type	U [V]	f [Hz]	C [uF]	Uc [V]	PWM [%]	Layout	Inst. cat.	Line	Remark
157894	A6D910AA00XB-01B	400	50		0		Δ	A	✕✕	



Measurement: LU-117504
Measurement: LU-118398

Air performance measured as per ISO 5801
Installation category A. For detailed
information on the measuring set-up, please
contact ebm-papst. Suction-side noise
levels: LwA measured as per ISO 13347 /
LpA measured with 1m distance to fan axis.
The values given are valid under the
measuring conditions mentioned above and
may vary according to the actual installation
situation. With any deviation from the
standard set-up, the specific values have to
be checked and reviewed with the unit
installed.



ebmpapst