

AC axial fan

straight blades (A series)

with round full nozzle

W2E200-CF02-02 ebmpapst Datasheet

sales@fansco.com

www.fansco.com

Nominal data

Type	W2E200-CF02-02		
Motor	M2E068-CA		
Phase		1~	1~
Nominal voltage	VAC	230	230
Frequency	Hz	50	60
Method of obtaining data		fa	fa
Valid for approval/standard		CE	CE
Speed (rpm)	min ⁻¹	2740	3120
Power consumption	W	50	61
Current draw	A	0.24	0.28
Capacitor	μF	1.5	1.5
Capacitor voltage	VDB	400	400
Max. back pressure	Pa	200	200
Max. back pressure	in. wg	0.8	0.8
Min. ambient temperature	°C	-25	-25
Max. ambient temperature	°C	75	75
Starting current	A	0.53	0.53

ml = Max. load · me = Max. efficiency · fa = Free air · cs = Customer specification · ce = Customer equipment
Subject to change



AC axial fan

straight blades (A series)

with round full nozzle

Technical description

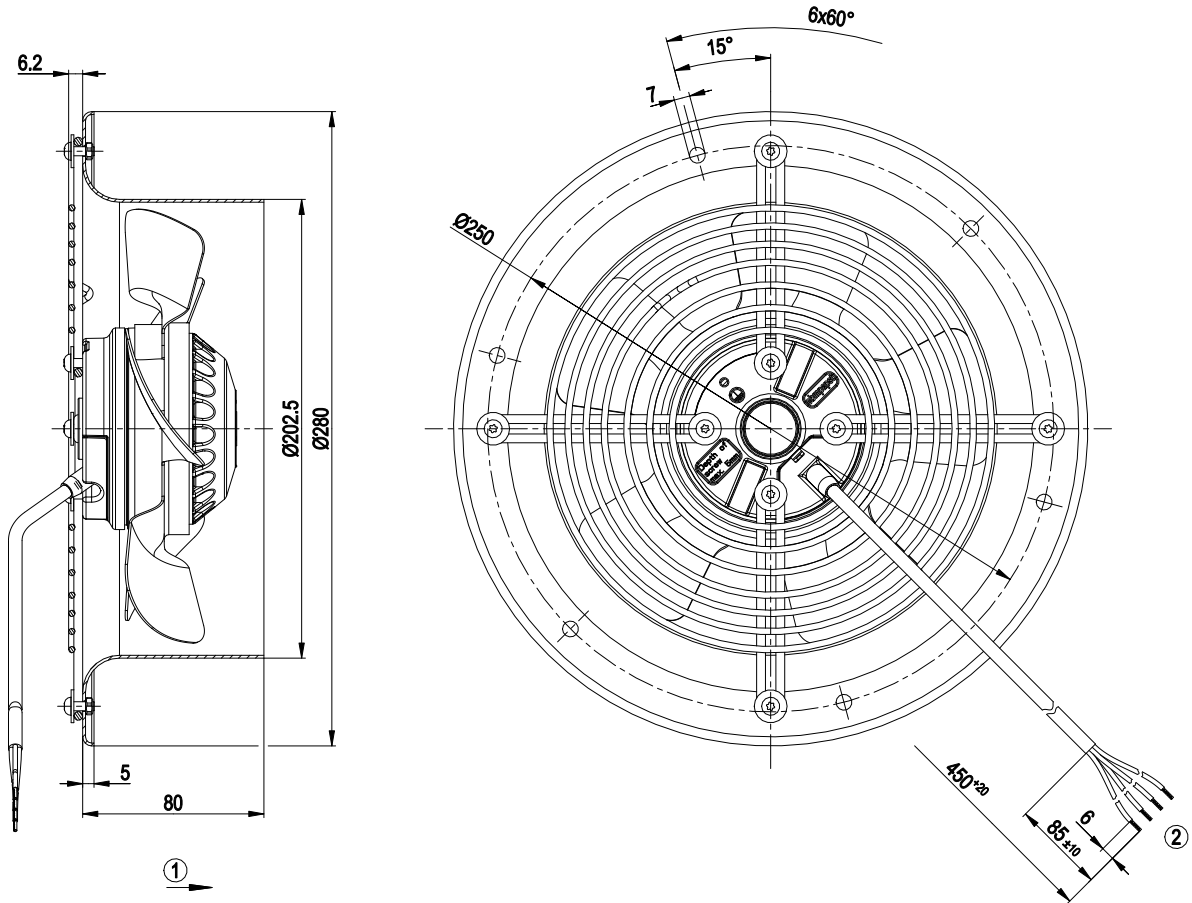
Weight	2.3 kg
Fan size	200 mm
Blade material	Sheet steel, painted black
Fan housing material	Sheet steel, galvanized and coated with black plastic (RAL 9005)
Guard grille material	Steel, coated with black plastic (RAL 9005)
Number of blades	5
Airflow direction	"A"
Direction of rotation	Clockwise, viewed toward rotor
Degree of protection	IP44; installation- and position-dependent as per EN 60034-5
Insulation class	"B"
Moisture (F) / Environmental (H) protection class	H1
Max. permitted ambient temp. for motor (transport/storage)	+ 80 °C
Min. permitted ambient temp. for motor (transport/storage)	- 40 °C
Installation position	Shaft horizontal or rotor on bottom; rotor on top on request
Condensation drainage holes	On rotor side
Mode	S1
Motor bearing	Ball bearing
Touch current according to IEC 60990 (measuring circuit Fig. 4, TN system)	< 0.75 mA
Motor protection	Thermal overload protector (TOP) internally connected
With cable	Variable
Protection class	I (with customer connection of protective earth)
Conformity with standards	EN 60335-1; CE
Approval	EAC



AC axial fan

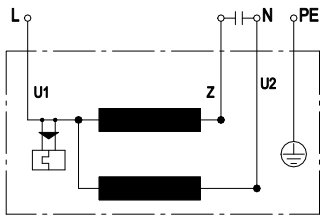
straight blades (A series)
with round full nozzle

Product drawing



1	Direction of air flow "A"
2	Cable PVC 4G 0.5 mm ² , 4x crimped splices

Connection diagram



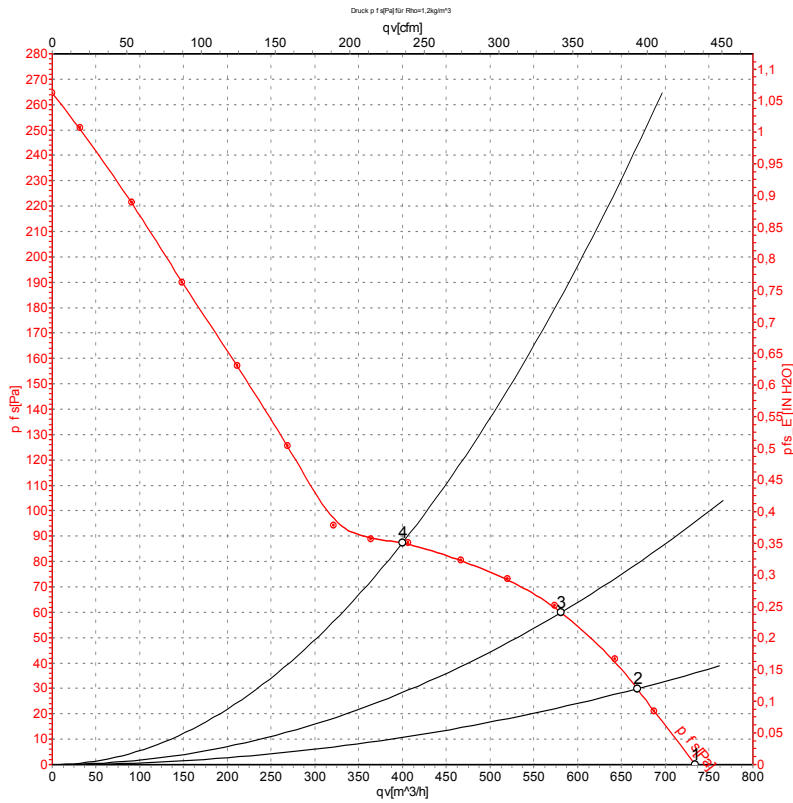
U1	blue	Z	brown	U2	black
PE	green/yellow				



AC axial fan

straight blades (A series)
with round full nozzle

Curves: Air performance 50 Hz



Measurement: LU-57279-1

Air performance measured according to ISO 5801 installation category A. For detailed information on the measurement setup, contact ebmpapst. Intake sound level: Sound power level according to ISO 13347 / sound pressure level measured at 1 m distance from fan axis. The values given are valid under the specified measuring conditions and may vary due to conditions of installation. For deviations from the standard configuration, the parameters have to be checked on the installed unit.

Measured values

	U	f	n	P _e	I	q _v	P _{is}	q _v	P _{is}
	V	Hz	min ⁻¹	W	A	m ³ /h	Pa	cfm	in. wg
1	230	50	2740	50	0.24	740	0	435	0.00
2	230	50	2685	50	0.24	670	30	395	0.12
3	230	50	2665	52	0.24	580	60	340	0.24
4	230	50	2680	51	0.24	400	88	235	0.35

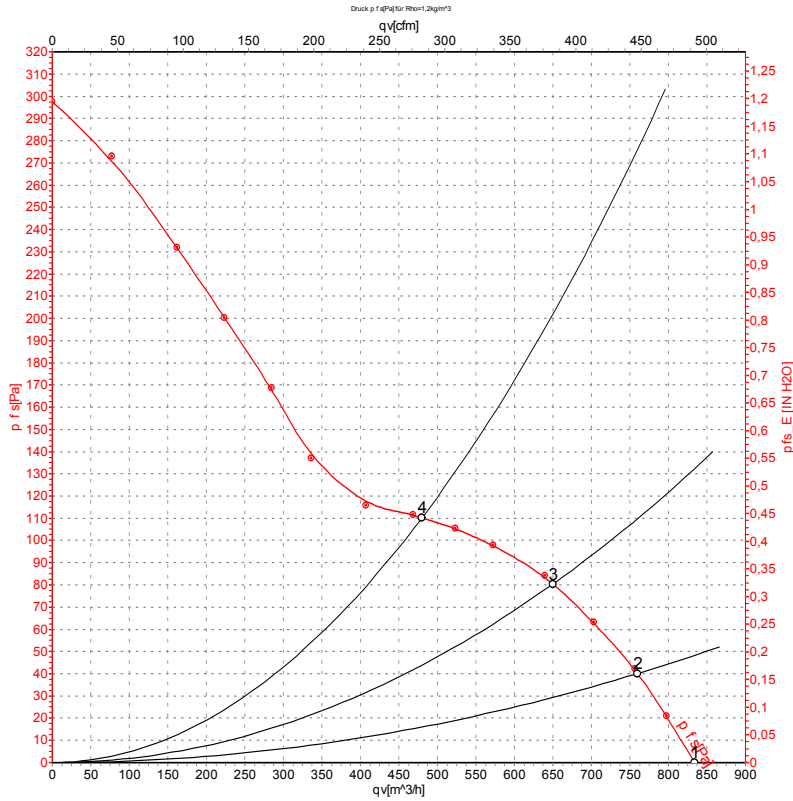
U = Power supply · f = Frequency · n = Speed (rpm) · P_e = Power consumption · I = Current draw · q_v = Air flow · P_{is} = Pressure increase



AC axial fan

straight blades (A series)
with round full nozzle

Curves: Air performance 60 Hz



Measurement: LU-57280-1

Air performance measured according to ISO 5801 installation category A. For detailed information on the measurement setup, contact ebmpapst. Intake sound level: Sound power level according to ISO 13347 / sound pressure level measured at 1 m distance from fan axis. The values given are valid under the specified measuring conditions and may vary due to conditions of installation. For deviations from the standard configuration, the parameters have to be checked on the installed unit.

Measured values

	U	f	n	P _e	I	q _v	P _{fs}	q _v	P _{fs}
	V	Hz	min ⁻¹	W	A	m ³ /h	Pa	cfm	in. wg
1	230	60	3120	61	0.28	830	0	490	0.00
2	230	60	3045	65	0.28	760	40	445	0.16
3	230	60	3005	68	0.29	650	80	385	0.32
4	230	60	3035	66	0.29	480	110	285	0.44

U = Power supply · f = Frequency · n = Speed (rpm) · P_e = Power consumption · I = Current draw · q_v = Air flow · p_{fs} = Pressure increase

