

# EC axial fan

sickle-shaped blades (S series)

ESM fan housing

W1G300-BB19-11 ebmpapst Datasheet

sales@fansco.com

www.fansco.com

Limited partnership · Headquarters Muldingen

Amtsgericht (court of registration) Stuttgart · HRA 590344

General partner Elektrobau Muldingen GmbH · Headquarters Muldingen

Amtsgericht (court of registration) Stuttgart · HRB 590142

## Nominal data

Type	W1G300-BB19-11		
Motor	M1G055-BI		
Phase		1~	1~
Nominal voltage	VAC	230	230
Frequency	Hz	50/60	50/60
Method of obtaining data			ml
Speed (rpm)	min <sup>-1</sup>	900	1300
Power consumption	W		35
Current draw	A		0.27
Min. ambient temperature	°C	-30	-30
Max. ambient temperature	°C	50	50

ml = Max. load · me = Max. efficiency · fa = Free air · cs = Customer specification · ce = Customer equipment  
Subject to change



# EC axial fan

sickle-shaped blades (S series)

ESM fan housing

## Technical description

<b>Weight</b>	1.773 kg
<b>Size</b>	300 mm
<b>Motor size</b>	55
<b>Blade material</b>	PA plastic
<b>Fan housing material</b>	PP plastic
<b>Number of blades</b>	5
<b>Airflow direction</b>	V
<b>Direction of rotation</b>	Counterclockwise, viewed toward rotor
<b>Degree of protection</b>	IP55
<b>Insulation class</b>	"B"
<b>Moisture (F) / Environmental (H) protection class</b>	H1+
<b>Max. permitted ambient temp. for motor (transport/storage)</b>	+ 80 °C
<b>Min. permitted ambient temp. for motor (transport/storage)</b>	- 40 °C
<b>Installation position</b>	Any
<b>Condensation drainage holes</b>	None
<b>Mode</b>	S1
<b>Motor bearing</b>	Ball bearing
<b>Technical features</b>	<ul style="list-style-type: none"> <li>- Speed setting input (230 V)</li> <li>- ESM+ expandable with plug-in module</li> <li>- Soft start</li> <li>- Thermal overload protection for motor</li> </ul>
<b>Speed levels</b>	2
<b>EMC immunity to interference</b>	According to EN 61000-6-2 (industrial environment)
<b>EMC circuit feedback</b>	According to EN 61000-3-2/3
<b>EMC interference emission</b>	According to EN 61000-6-3 (household environment)
<b>Motor protection</b>	Thermal overload protector (TOP) internally connected
<b>With cable</b>	Lateral
<b>Protection class</b>	II
<b>Conformity with standards</b>	EN 60335-1; EN 60335-2-24; EN 60335-2-80; EN 60335-2-89; CE
<b>Approval</b>	VDE; CSA C22.2 No. 77; UL 1004-3

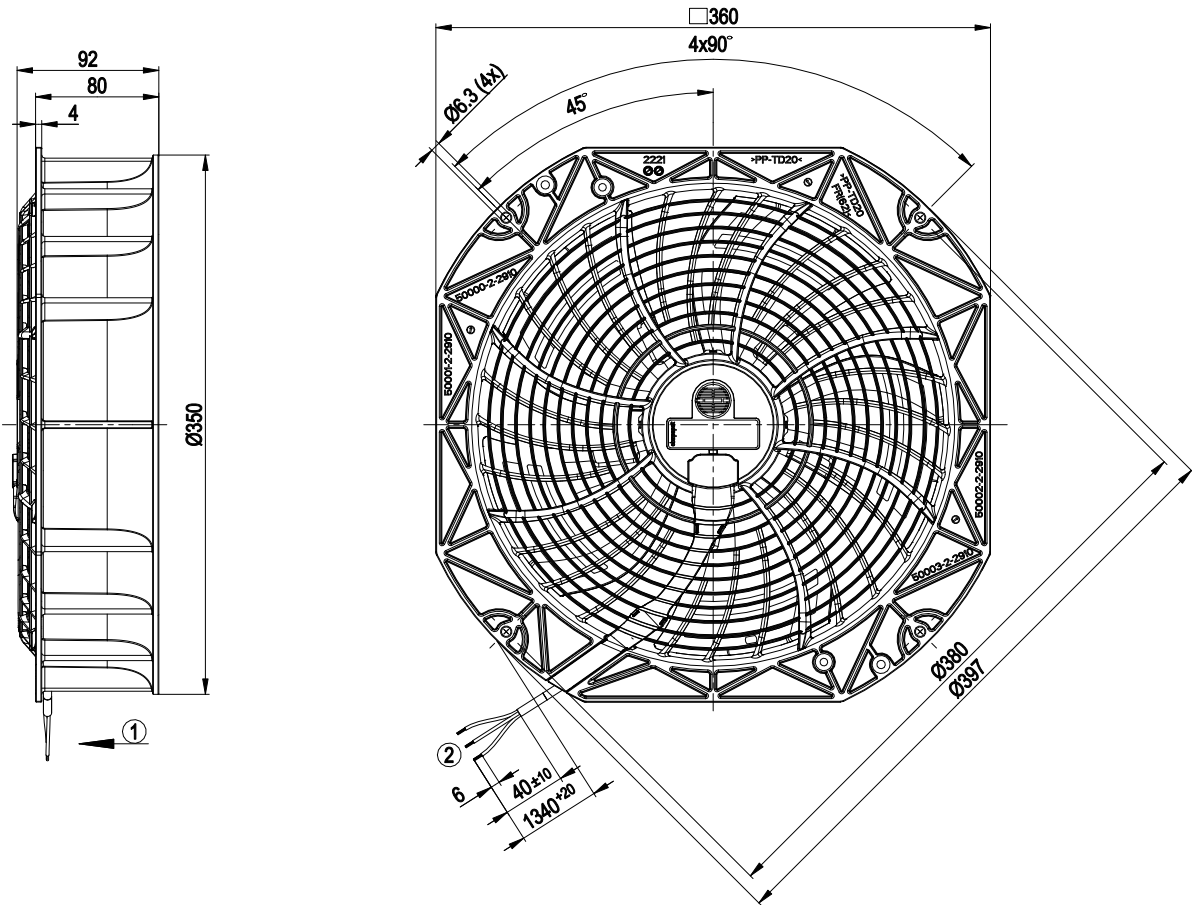


# EC axial fan

sickle-shaped blades (S series)

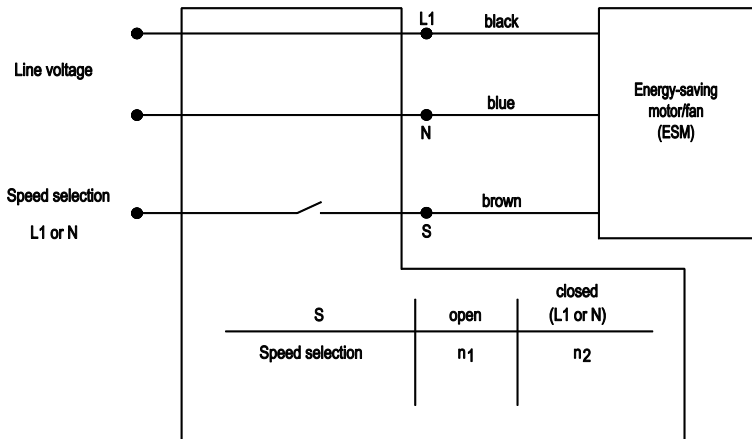
ESM fan housing

## Product drawing



- 1 Direction of air flow "V"
- 2 Cable PVC 3x AWG20, 3x crimped splices

## Connection diagram

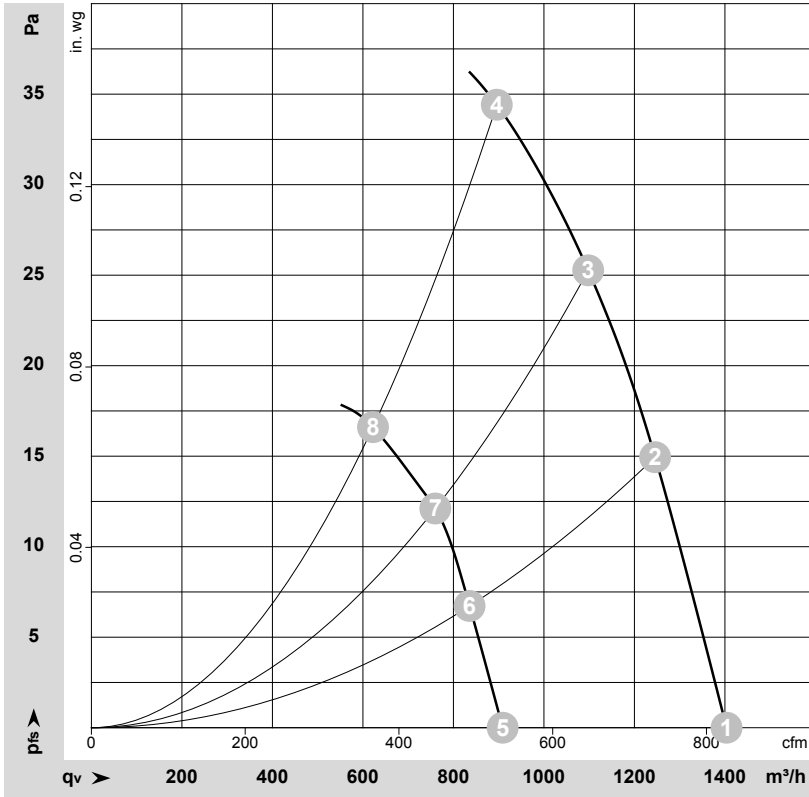


# EC axial fan

sickle-shaped blades (S series)

ESM fan housing

## Curves: Air performance 50 Hz



$\rho = 1.15 \text{ kg/m}^3 \pm 2 \%$

Measurement: LU-110298-1  
Measurement: LU-110308-1

Air performance measured according to ISO 5801 installation category A. For detailed information on the measurement setup, contact ebm-papst. Intake sound level: Sound power level according to ISO 13347 / sound pressure level measured at 1 m distance from fan axis. The values given are valid under the specified measuring conditions and may vary due to conditions of installation. For deviations from the standard configuration, the parameters have to be checked on the installed unit.

## Measured values

	Stage	Wired	U	f	n	P <sub>ed</sub>	I	LpA <sub>in</sub>	LwA <sub>in</sub>	q <sub>v</sub>	p <sub>fs</sub>	q <sub>v</sub>	p <sub>fs</sub>
			V	Hz	min <sup>-1</sup>	W	A	dB(A)	dB(A)	m <sup>3</sup> /h	Pa	cfm	in. wg
1	1	1~	230	50	1300	32	0.25	52	58	1405	0	825	0.00
2	1	1~	230	50	1300	34	0.27	52	58	1245	15	735	0.06
3	1	1~	230	50	1300	34	0.27	51	57	1100	25	645	0.10
4	1	1~	230	50	1300	35	0.27	53	59	895	35	525	0.14
5	2	1~	230	50	900	13	0.12	43	50	910	0	535	0.00
6	2	1~	230	50	900	14	0.13	42	49	835	7	490	0.03
7	2	1~	230	50	900	15	0.14	42	49	760	12	445	0.05
8	2	1~	230	50	900	16	0.15	43	50	620	17	365	0.07

Wired = Wiring · U = Voltage · f = Frequency · n = Speed (rpm) · P<sub>ed</sub> = Power consumption · I = Current draw · LpA<sub>in</sub> = Sound pressure level intake side · LwA<sub>in</sub> = Sound power level intake side  
q<sub>v</sub> = Air flow · p<sub>fs</sub> = Pressure increase

