

W1G230-EB92-18

EC axial fan

sickle-shaped blades (S series)

ESM fan housing



W1G230-EB92-18 ebmpapst Datasheet FansCo

sales@fansco.com

www.fansco.com

Nominal data

Type	W1G230-EB92-18		
Motor	M1G055-BD		
Phase		1~	1~
Nominal voltage	VAC	230	230
Frequency	Hz	50/60	50/60
Method of obtaining data		ml	
Speed	min ⁻¹	1600	1000
Power consumption	W	33	-
Current draw	A	0.28	
Max. back pressure	Pa	42	
Min. ambient temperature	°C	-30	-30
Max. ambient temperature	°C	50	50

ml = Max. load · me = Max. efficiency · fa = Free air · cs = Customer specification · ce = Customer equipment
Subject to change



EC axial fan

sickle-shaped blades (S series)

ESM fan housing

Technical description

Weight	1 kg
Fan size	230 mm
Blade material	PA plastic
Fan housing material	PP plastic
Number of blades	5
Airflow direction	"V"
Direction of rotation	Counterclockwise, viewed toward rotor
Degree of protection	IP54
Insulation class	"B"
Moisture (F) / Environmental (H) protection class	F3-1
Max. permitted ambient temp. for motor (transport/storage)	+ 80 °C
Min. permitted ambient temp. for motor (transport/storage)	- 40 °C
Installation position	Any
Condensation drainage holes	None
Mode	S1
Motor storage	Ball bearing
Technical features	<ul style="list-style-type: none"> - Speed setting input (230 V) - ESM+ expandable with plug-in module - Soft start - Thermal overload protection for motor
EMC immunity to interference	According to EN 61000-6-2 (industrial environment)
EMC circuit feedback	According to EN 61000-3-2/3
EMC interference emission	According to EN 61000-6-3 (household environment)
Motor protection	Thermal overload protector (TOP) internally connected
With cable	Lateral
Protection class	II
Conformity with standards	EN 60335-1; EN 60335-2-24; EN 60335-2-80; EN 60335-2-89; CE
Approval	VDE; UL 2111; CSA C22.2 No. 77

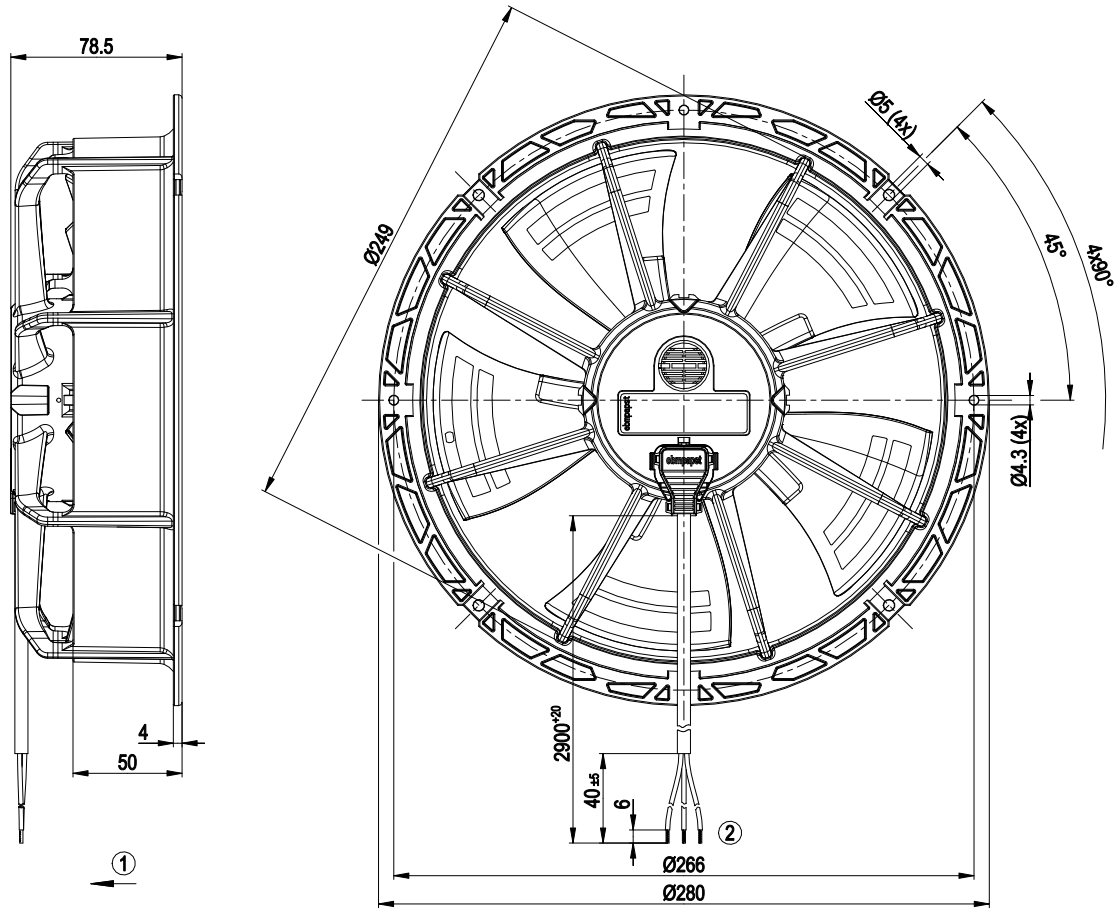


EC axial fan

sickle-shaped blades (S series)

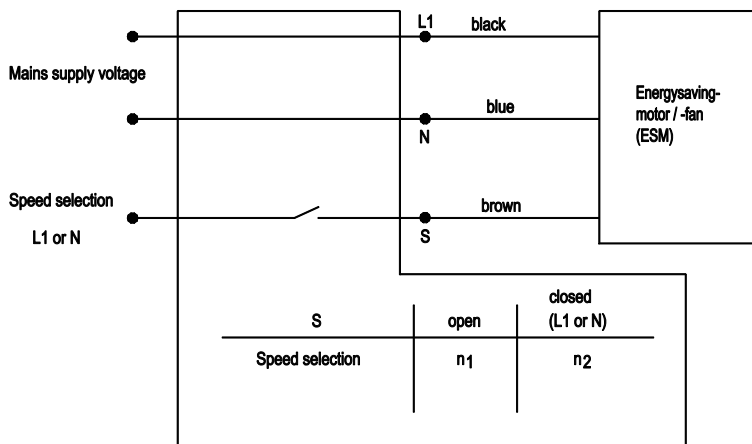
ESM fan housing

Product drawing

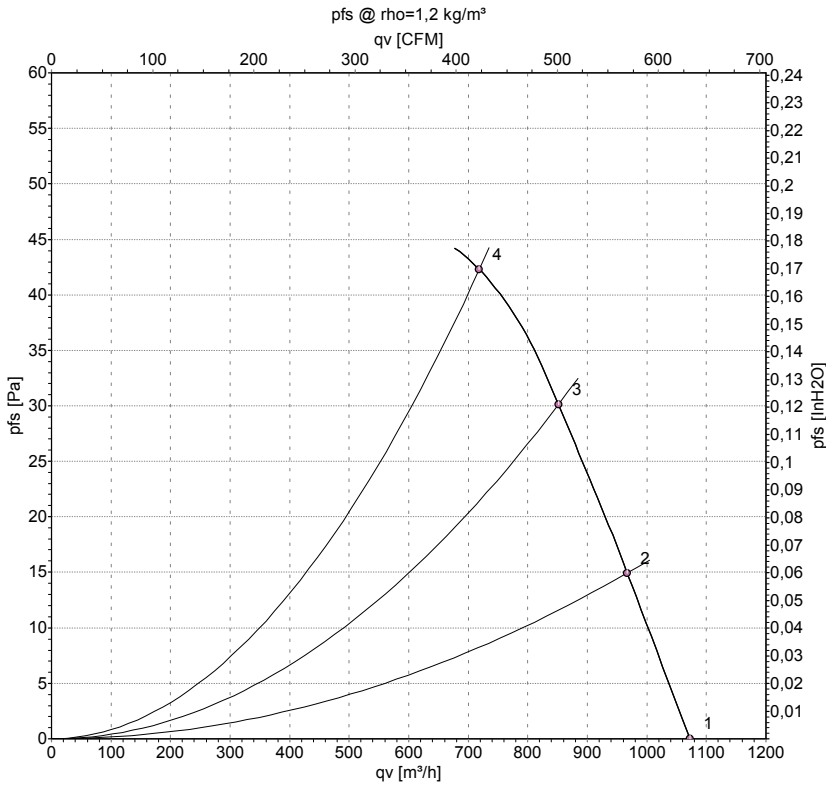


- 1 Direction of air flow "V"
- 2 Cable PVC AWG20, 3x crimped splices

Connection diagram



Curves: Air performance 50 Hz



Measurement: LU-153765

Air performance measured according to ISO 5801 installation category A. For detailed information on the measurement setup, contact ebm-papst. Intake sound level: Sound power level according to ISO 13347 / sound pressure level measured at 1 m distance from fan axis. The values given are valid under the specified measuring conditions and may vary due to conditions of installation. For deviations from the standard configuration, the parameters have to be checked on the installed unit.

Measured values

	U	f	n	P _{ed}	I	qv	p _{fs}
	V	Hz	min ⁻¹	W	A	m ³ /h	Pa
1	230	50	1600	32	0.26	1075	0
2	230	50	1600	33	0.27	965	15
3	230	50	1600	34	0.28	850	30
4	230	50	1600	34	0.28	720	42

U = Power supply · f = Frequency · n = Speed · P_{ed} = Power consumption · I = Current draw · qv = Air flow · p_{fs} = Pressure increase

