

W1G200-EC91-33

# EC axial fan - ESM

sickle-shaped blades (S series)

ESM fan housing



W1G200-EC91-33 ebmpapst Datasheet

[sales@fansco.com](mailto:sales@fansco.com)

[www.fansco.com](http://www.fansco.com)

Limited partnership · Headquarters Muldingen

Amtsgericht (court of registration) Stuttgart · HRA 590344

General partner Elektrobau Muldingen GmbH · Headquarters Muldingen

Amtsgericht (court of registration) Stuttgart · HRB 590142

## Nominal data

Type	W1G200-EC91-33	
Motor	M1G055-BD	
Phase		1~
Nominal voltage	VAC	230
Frequency	Hz	50/60
Method of obtaining data		ml
Speed (rpm)	min <sup>-1</sup>	1300
Power consumption	W	11
Current draw	A	0.1
Max. back pressure	Pa	22
Max. back pressure	inH <sub>2</sub> O	0.09
Min. ambient temperature	°C	-30
Max. ambient temperature	°C	50

ml = Max. load · me = Max. efficiency · fa = Free air · cs = Customer specification · ce = Customer equipment  
Subject to change



### Technical description

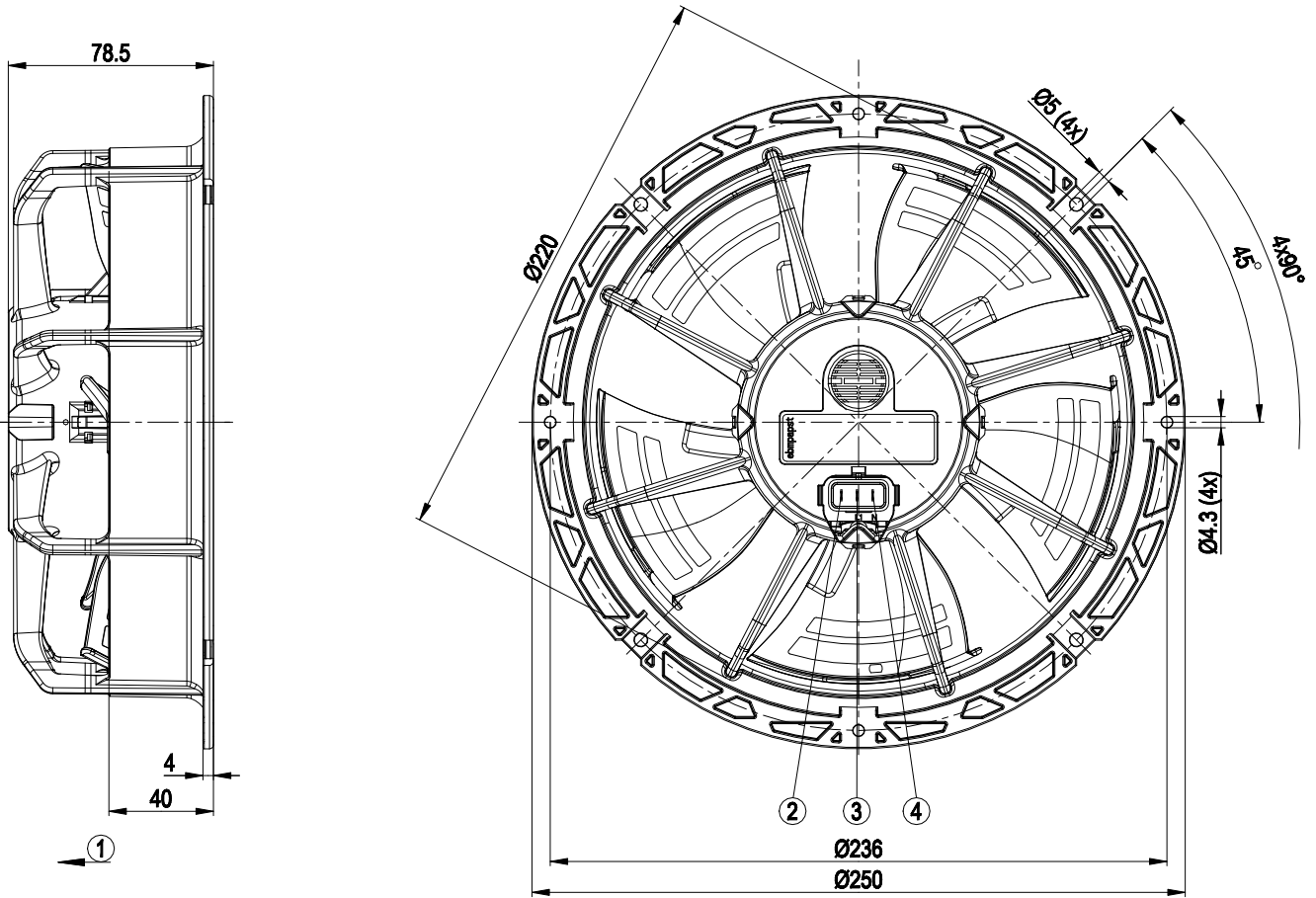
<b>Weight</b>	0.9 kg
<b>Fan size</b>	200 mm
<b>Blade material</b>	PA plastic
<b>Fan housing material</b>	PP plastic
<b>Number of blades</b>	5
<b>Airflow direction</b>	"V"
<b>Direction of rotation</b>	Counterclockwise, viewed toward rotor
<b>Degree of protection</b>	IP54; only with suitable plug, to be installed by customer
<b>Insulation class</b>	"B"
<b>Moisture (F) / Environmental (H) protection class</b>	H1
<b>Max. permitted ambient temp. for motor (transport/storage)</b>	+ 80 °C
<b>Min. permitted ambient temp. for motor (transport/storage)</b>	- 40 °C
<b>Installation position</b>	Any
<b>Condensation drainage holes</b>	None
<b>Mode</b>	S1
<b>Motor bearing</b>	Ball bearing
<b>Technical features</b>	<ul style="list-style-type: none"> <li>- Speed selection max./min.</li> <li>- Soft start</li> <li>- Thermal overload protection for motor</li> </ul>
<b>EMC immunity to interference</b>	According to EN 61000-6-2 (industrial environment)
<b>EMC circuit feedback</b>	According to EN 61000-3-2/3
<b>EMC interference emission</b>	According to EN 61000-6-3 (household environment)
<b>Motor protection</b>	Thermal overload protector (TOP) internally connected
<b>Protection class</b>	II
<b>Conformity with standards</b>	EN 60335-1; EN 60335-2-24; EN 60335-2-80; EN 60335-2-89; CE
<b>Approval</b>	UL 1004-3; VDE; CSA C22.2 No. 77

# EC axial fan - ESM

sickle-shaped blades (S series)

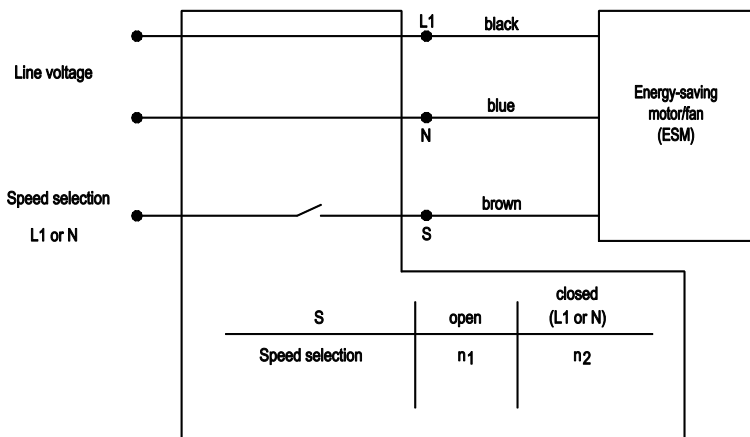
ESM fan housing

## Product drawing

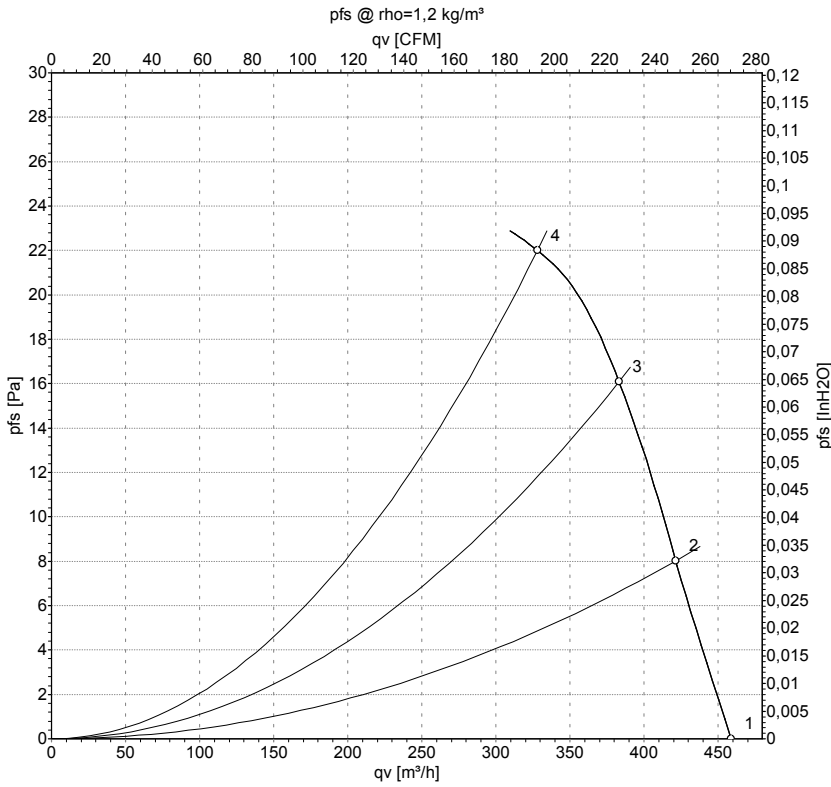


1	Direction of air flow "V"
2	Pin S, speed selection (flat plug 2.8 x 0.5)
3	Pin L1, phase (flat plug 2.8 x 0.5)
4	Pin N, neutral conductor (flat plug 2.8 x 0.5)

## Connection diagram



## Curves: Air performance 50 Hz



Measurement: LU-131310-1

Air performance measured according to ISO 5801 installation category A. For detailed information on the measurement setup, contact ebm-papst. Intake sound level: Sound power level according to ISO 13347 / sound pressure level measured at 1 m distance from fan axis. The values given are valid under the specified measuring conditions and may vary due to conditions of installation. For deviations from the standard configuration, the parameters have to be checked on the installed unit.

## Measured values

	U	f	n	P <sub>ed</sub>	I	qv	p <sub>fs</sub>	qv	p <sub>fs</sub>
	V	Hz	min <sup>-1</sup>	W	A	m³/h	Pa	CFM	inH2O
1	230	50	1300	9.0	0.08	460	0	270	0.00
2	230	50	1300	11	0.10	420	8	250	0.03
3	230	50	1300	11	0.10	385	16	225	0.06
4	230	50	1300	11	0.10	330	22	195	0.09

U = Power supply · f = Frequency · n = Speed (rpm) · P<sub>ed</sub> = Power consumption · I = Current draw · qv = Air flow · p<sub>fs</sub> = Pressure increase

