

S4E400-AP02-42

AC axial fan

sickled blades (S series)

with guard grille for short nozzle



S4E400-AP02-42 ebmpapst Datasheet FansCo
sales@fansco.com www.fansco.com

Nominal data

Type	S4E400-AP02-42		
Motor	M4E074-EI		
Phase		1~	1~
Nominal voltage	[V]	230	230
Frequency	[Hz]	50	60
Type of data definition		rfa	rfa
Valid for approval / standard		CE	CE
Speed	[min ⁻¹]	1430	1700
Power input	[W]	160	240
Current draw	[A]	0.73	1.06
Motor capacitor	[µF]	6	6
Capacitor voltage	[VDB]	400	400
Max. back pressure	[Pa]	150	75
Max. ambient temperature	[°C]	40	40

ml = max. load · me = max. efficiency · rfa = running at free air · cs = customer specs · cu = customer unit
Subject to alterations

AC axial fan

sickled blades (S series)
with guard grille for short nozzle

Technical features

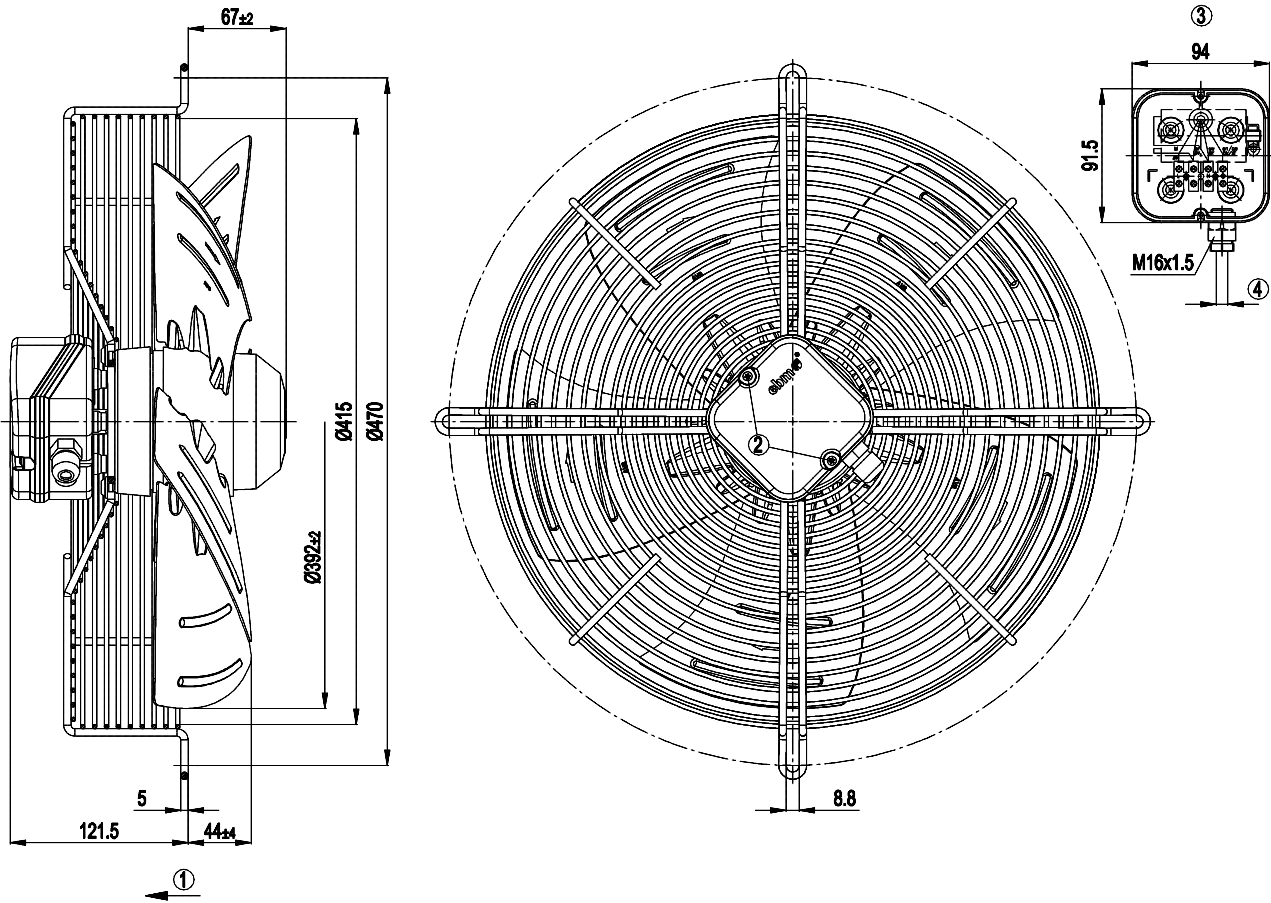
Leakage current	< 0.75 mA
Size	400 mm
Operation mode	S1
Direction of rotation	Counter-clockwise, seen on rotor
Mounting position	Shaft horizontal or rotor on bottom; rotor on top on request
Electrical leads	Via terminal box, integrated capacitor connected via terminal box
Humidity class	F1-2
Direction of air flow	"V"
Insulation class	"B"
Cable exit	Variable
Condensate discharge holes	Rotor-side
Bearing motor	Ball bearing with anti-freezing grease
Mass	5.9 kg
Material of terminal box	ABS plastic, black
Material of blades	Sheet steel, coated in black
Material of guard grille	Steel, phosphated and coated in black plastic
Motor protection	Thermal overload protector (TOP) wired internally
Product conforming to standard	CE; EN 60335-1
Surface of rotor	Coated in black
Number of blades	5
Type of protection	IP 44; Depending on installation and position as per EN 60034-5
Protection class	I
Max. permissible ambient motor temp. (transp./ storage)	+ 60 °C
Min. permissible ambient motor temp. (transp./storage)	- 40 °C
Approval	CCC; GOST

AC axial fan

sickled blades (S series)

with guard grille for short nozzle

Product drawing

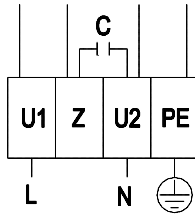


1	Direction of air flow "V"
2	Tightening torque $0,7 \pm 0,2$ Nm
3	Illustration without terminal box cover
4	Cable diameter max. 7.5 mm; tightening torque 1.3 ± 0.2 Nm

AC axial fan

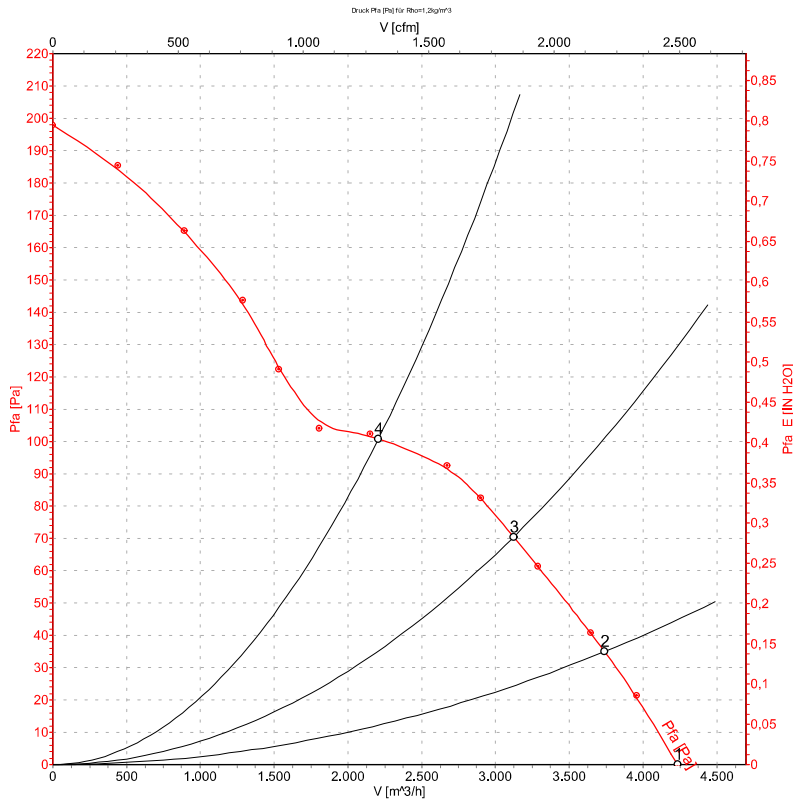
sickled blades (S series)
with guard grille for short nozzle

Connection screen



L	= U1 = blue	Z	brown	N	= U2 = black
PE	green/yellow				

Charts: Air flow 50 Hz

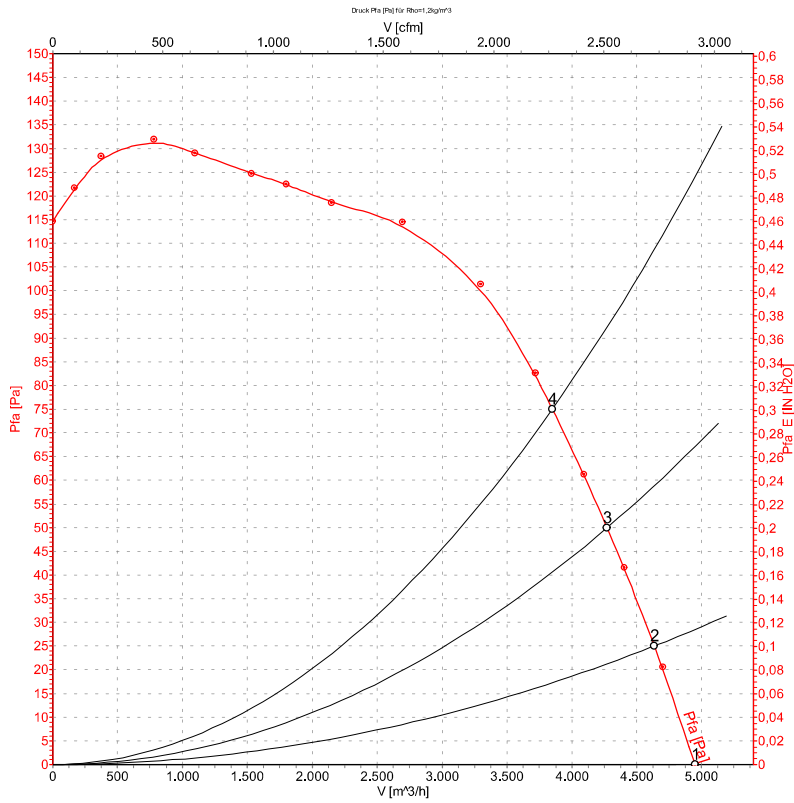


Measurement: LU-30924

Measured values

	U	f	n	P ₁	I	\hat{V}	P _{fa}
	[V]	[Hz]	[min ⁻¹]	[W]	[A]	[m³/h]	[Pa]
1	230	50	1430	160	0.73	4235	0
2	230	50	1425	180	0.81	3740	35
3	230	50	1405	198	0.88	3125	70
4	230	50	1380	219	0.97	2205	100

Charts: Air flow 60 Hz



Measurement: LU-30925

Measured values

	U	f	n	P ₁	I	\hat{V}	P _{fa}
	[V]	[Hz]	[min ⁻¹]	[W]	[A]	[m ³ /h]	[Pa]
1	230	60	1700	240	1.06	4950	0
2	230	60	1675	255	1.13	4635	25
3	230	60	1645	271	1.19	4270	50
4	230	60	1620	286	1.25	3850	75