

S1G300-CA19-12

EC axial fan

sickled blades (S series)

ESM guard grille



S1G300-CA19-12 ebmpapst Datasheet

Baris Olan

sales@fansco.com

www.fansco.com

Phone: +49(0)7938/81-0

Fax: +49(0)7938/81-110

Nominal data

Type	S1G300-CA19-12		
Motor	M1G055-BI		
Phase		1~	1~
Nominal voltage	[VAC]	230	230
Frequency	[Hz]	50/60	50/60
Type of data definition		ml	ml
State		prelim.	prelim.
Speed	[min ⁻¹]	1200	900
Power input	[W]	30	
Current draw	[A]	0.24	
Max. back pressure	[Pa]	30	
Min. ambient temperature	[°C]	-30	
Max. ambient temperature	[°C]	+50	

ml = max. load · me = max. efficiency · rfa = running at free air · cs = customer specs · cu = customer unit
Subject to alterations

Technical features

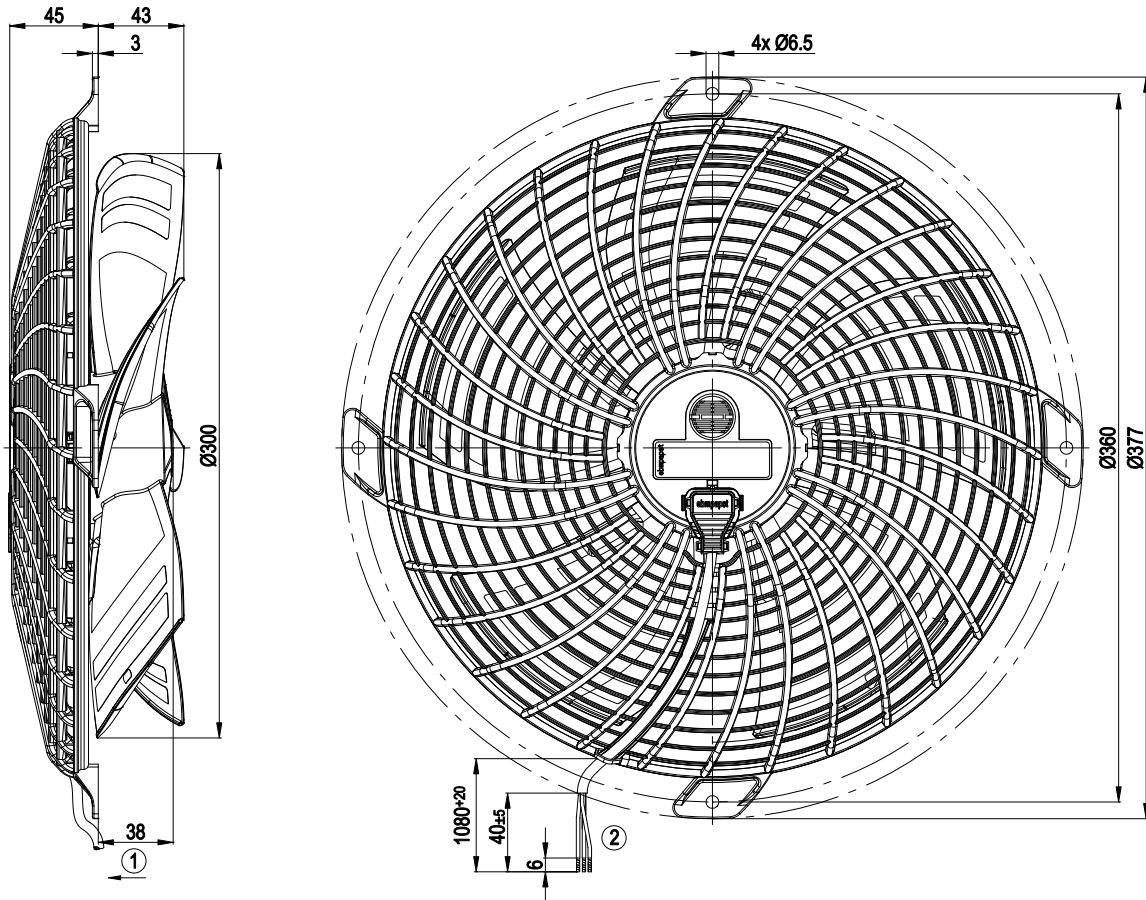
Leakage current	<= 0.25 mA
Size	300 mm
Operation mode	S1
Direction of rotation	Counter-clockwise, seen on rotor
Speed steps	2
Mounting position	Any
EMC harmonics	Acc. to EN 61000-3-2/3
EMC interference emission	Acc. to EN 61000-6-3 (household environment)
EMC interference immunity	Acc. to EN 61000-6-2
Humidity class	F3-1
Direction of air flow	"V"
Insulation class	"B"
Cable exit	Lateral
Condensate discharge holes	None
Bearing motor	Ball bearing
Mass	1.4 kg
Material of impeller	Plastic PA6, fibreglass-reinforced
Material of guard grille	Plastic, PP-TD40
Motor protection	Thermal overload protector (TOP) wired internally
Product conforming to standard	CE
Number of blades	5
Type of protection	IP 54
Protection class	II
Technical features	- Over-temperature protected motor - Speed selection max/min
Max. permissible ambient motor temp. (transp./ storage)	+ 80 °C
Min. permissible ambient motor temp. (transp./storage)	- 40 °C
Approval	CSA C22.2 Nr.113; GOST; UL 507

EC axial fan

sickled blades (S series)

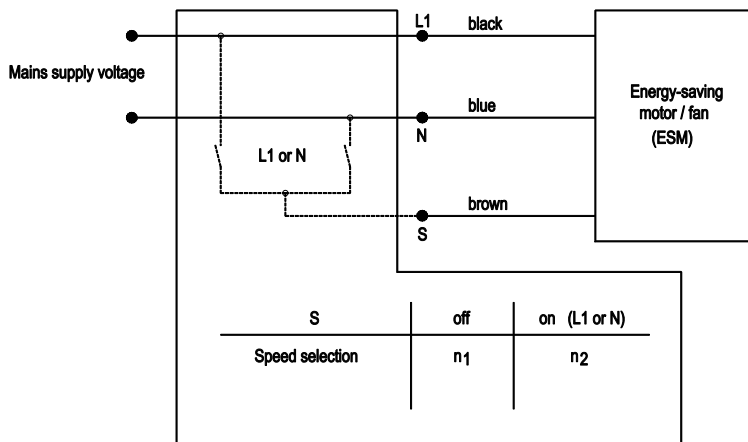
ESM guard grille

Product drawing

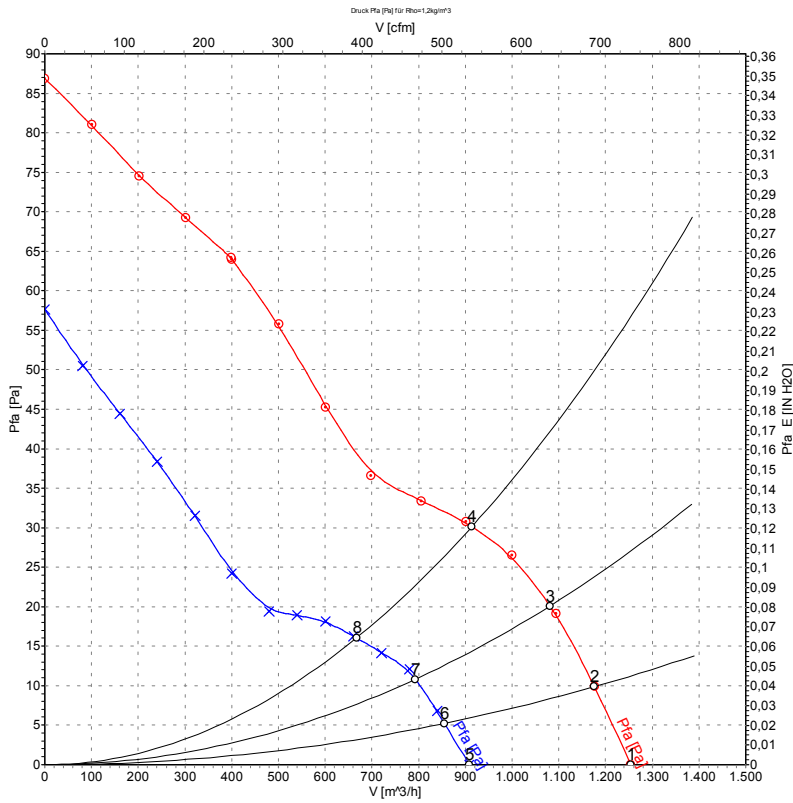


- 1 Direction of air flow "V"
- 2 Connection line AWG20; 3 x brass lead tips crimped

Connection screen



Charts: Air flow 50 Hz



Measurement: LU-111487
Measurement: LU-110308

Measured values

	U	f	n	P ₁	I	\hat{V}	P _{fa}
	[V]	[Hz]	[min ⁻¹]	[W]	[A]	[m ³ /h]	[Pa]
1	230	50	1200	24	0.19	1255	0
2	230	50	1200	27	0.22	1175	10
3	230	50	1200	30	0.23	1080	20
4	230	50	1200	30	0.24	915	30
5	230	50	900	13	0.12	910	0
6	230	50	900	13	0.13	855	5
7	230	50	900	14	0.14	795	11
8	230	50	900	16	0.15	665	16