

AC centrifugal fan

backward curved
with housing (without flange)

K2E250-AA01-09 ebmpapst Datasheet FansCo

sales@fansco.com

www.fansco.com

Nominal data

Type	K2E250-AA01-09		
Motor	M2E068-EC		
Phase		1~	1~
Nominal voltage	VAC	230	230
Frequency	Hz	50	60
Type of data definition		cu	cu
Valid for approval / standard		-	-
Speed	min ⁻¹	2450	2500
Power input	W	195	265
Current draw	A	0.86	1.16
Motor capacitor	µF	5	5
Capacitor voltage	VDB	400	400
Capacitor standard		P2 (CE)	P2 (CE)
Min. ambient temperature	°C	-25	-25
Max. ambient temperature	°C	55	55

ml = Max. load · me = Max. efficiency · fa = Running at free air · cs = Customer specs · cu = Customer unit
Subject to alterations



AC centrifugal fan

backward curved
with housing (without flange)

Technical features

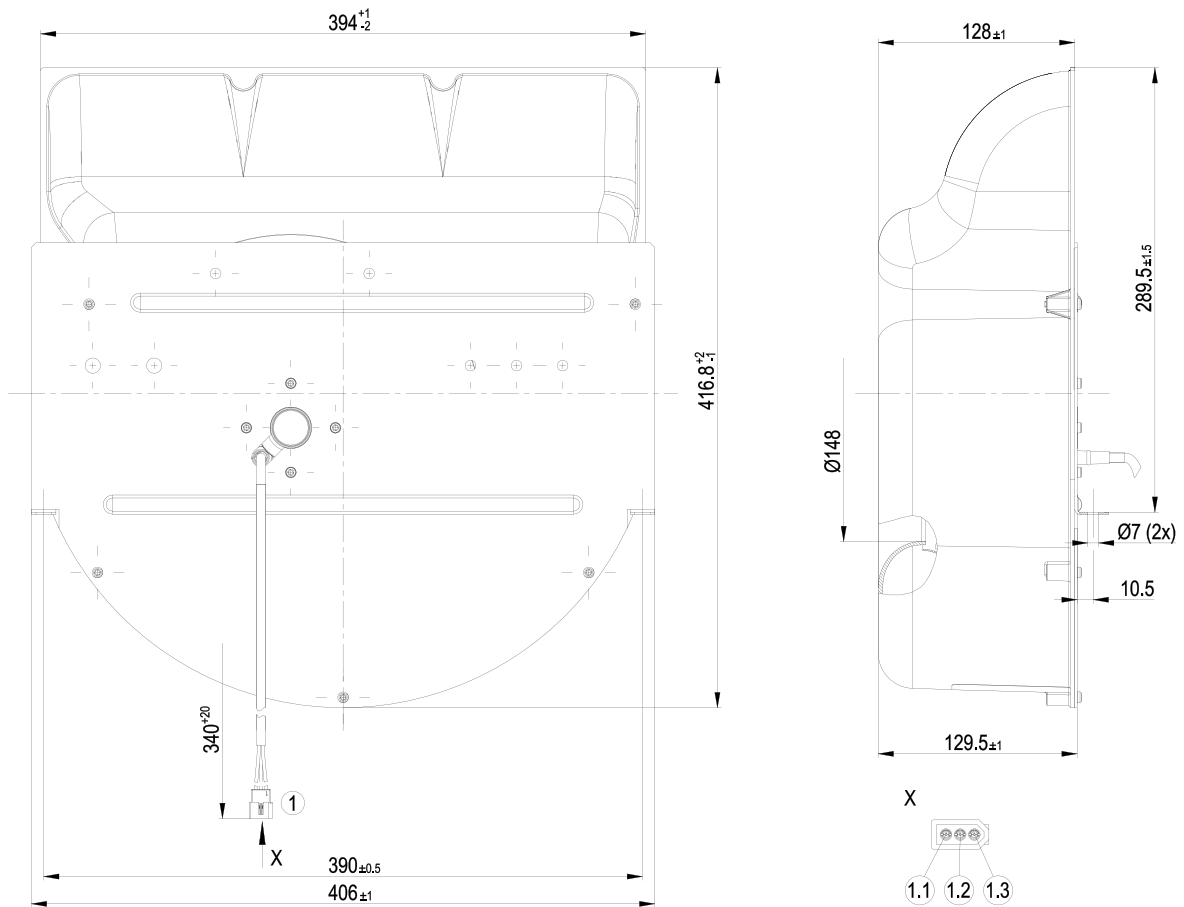
Mass	5.4 kg
Size	250 mm
Surface of rotor	Coated in black
Material of impeller	Sheet steel, galvanised
Housing material	PA plastic
Number of blades	11
Direction of rotation	Clockwise, seen on rotor
Type of protection	IP 00
Insulation class	"B"
Humidity class	F1-2
Max. permissible ambient motor temp. (transp./ storage)	+ 80 °C
Min. permissible ambient motor temp. (transp./storage)	- 40 °C
Mounting position	Any
Condensate discharge holes	None
Operation mode	S1
Motor bearing	Ball bearing
Touch current acc. IEC 60990 (measuring network Fig. 4, TN system)	< 0.75 mA
Motor protection	Thermal overload protector (TOP) wired internally
Cable exit	Variable
Protection class	I (if protective earth is connected by customer)
Product conforming to standard	EN 60335-1
Approval	CSA C22.2 Nr.77; UL 2111; CCC



AC centrifugal fan

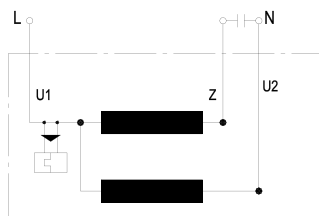
backward curved
with housing (without flange)

Product drawing



1	Connection line PFA 3X AWG20, 1x Molex connector housing 03-06-2032 with 3x plug pin Molex 02-06-2101
1.1	brown
1.2	black
1.3	Blue

Connection screen



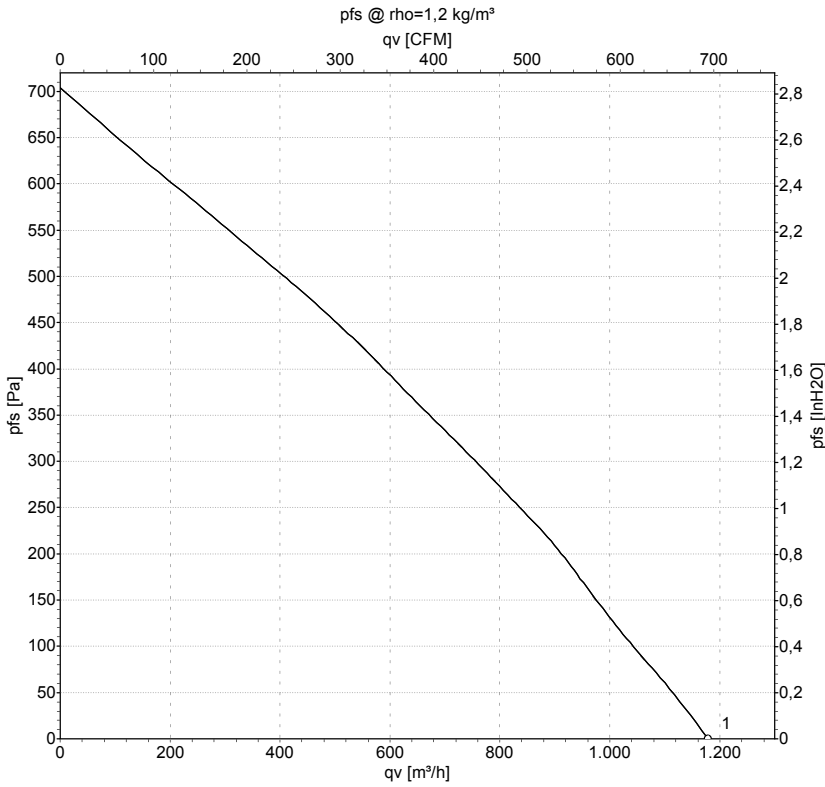
U1	Blue	Z	brown	U2	black
----	------	---	-------	----	-------



AC centrifugal fan

backward curved
with housing (without flange)

Charts: Air flow 50 Hz



Measurement: LU-60910

Air performance measured as per ISO 5801 Installation category A. For detailed information on the measuring set-up, please contact ebm-papst. Suction-side noise levels: LwA measured as per ISO 13347 / LpA measured with 1m distance to fan axis. The values given are valid under the measuring conditions mentioned above and may vary according to the actual installation situation. With any deviation from the standard set-up, the specific values have to be checked and reviewed with the unit installed.

Measured values

	U	f	n	P _e	I	qv
	V	Hz	min ⁻¹	W	A	m ³ /h
1	230	50	2450	195	0.86	1180

U = Supply voltage · f = Frequency · n = Speed · P_e = Power input · I = Current draw · qv = Air flow

