

K1G200-AA89-12

EC diagonal module

sickled blades (S series)

with support bracket

K1G200-AA89-12 ebmpapst Datasheet

sales@fansco.com

www.fansco.com

Limited partnership · Headquarters Muldingen
County court Stuttgart · HRA 590344

General partner Elektrobau Muldingen GmbH · Headquarters Muldingen
County court Stuttgart · HRB 590142

Nominal data

Type	K1G200-AA89-12		
Motor	M1G055-BD		
Phase		1~	1~
Nominal voltage	VAC	230	230
Frequency	Hz	50/60	50/60
Type of data definition		ml	ml
Speed	min ⁻¹	1400	1200
Power input	W	10	7
Current draw	A	0.09	0.07
Max. back pressure	Pa	55	
Min. ambient temperature	°C	-30	-30
Max. ambient temperature	°C	50	50

ml = Max. load · me = Max. efficiency · fa = Running at free air · cs = Customer specs · cu = Customer unit
Subject to alterations



Technical features

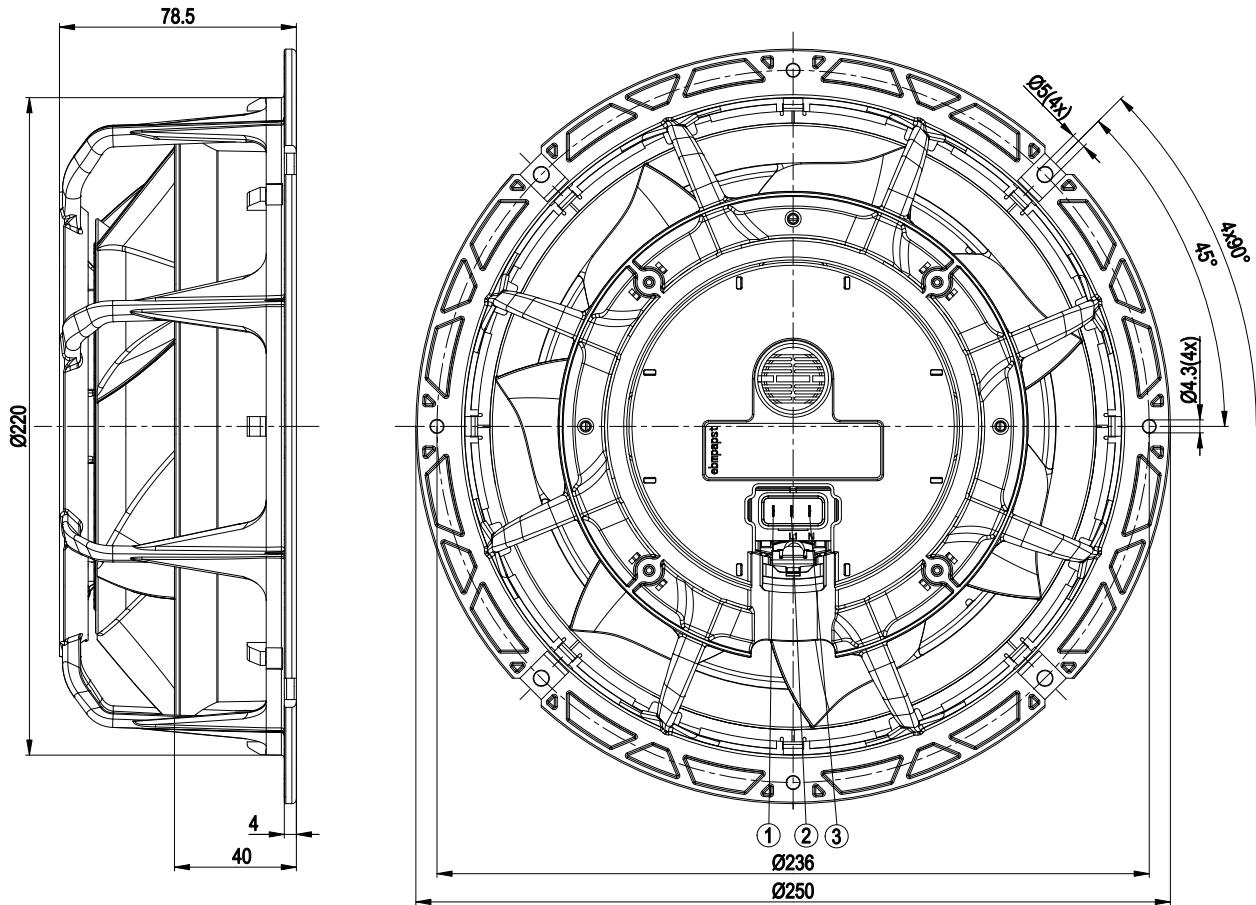
Mass	1.2 kg
Size	200 mm
Material of impeller	PA plastic
Material of support bracket	PA plastic
Number of blades	7
Direction of rotation	Clockwise, seen on rotor
Type of protection	IP 54
Insulation class	"B"
Humidity class	F3-1
Max. permissible ambient motor temp. (transp./ storage)	+ 80 °C
Min. permissible ambient motor temp. (transp./storage)	- 40 °C
Mounting position	Any
Condensate discharge holes	None, open rotor
Operation mode	S1
Motor bearing	Ball bearing
Technical features	<ul style="list-style-type: none"> - Speed selection max/min - ESM+ extensible with plug-in module - Soft start - Over-temperature protected motor
Speed steps	2
EMC interference immunity	Acc. to EN 61000-6-2 (industrial environment)
EMC harmonics	Acc. to EN 61000-3-2/3
EMC interference emission	Acc. to EN 61000-6-3 (household environment)
Motor protection	Thermal overload protector (TOP) wired internally
Protection class	II
Product conforming to standard	EN 60335-1; CE
Approval	CCC; CSA C22.2 Nr.77; UL 2111; VDE

EC diagonal module

sickled blades (S series)

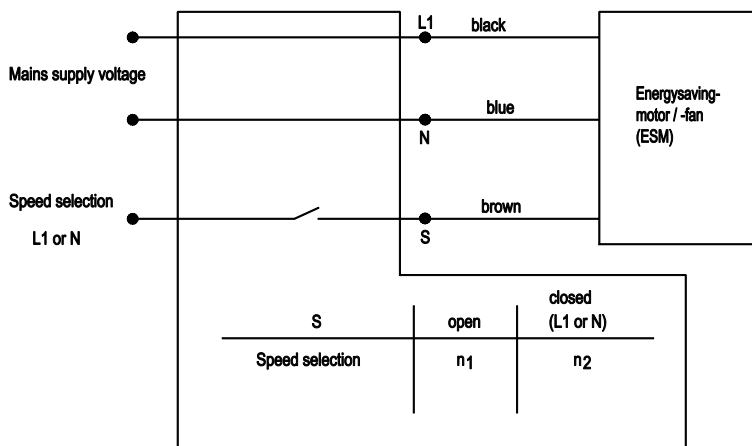
with support bracket

Product drawing

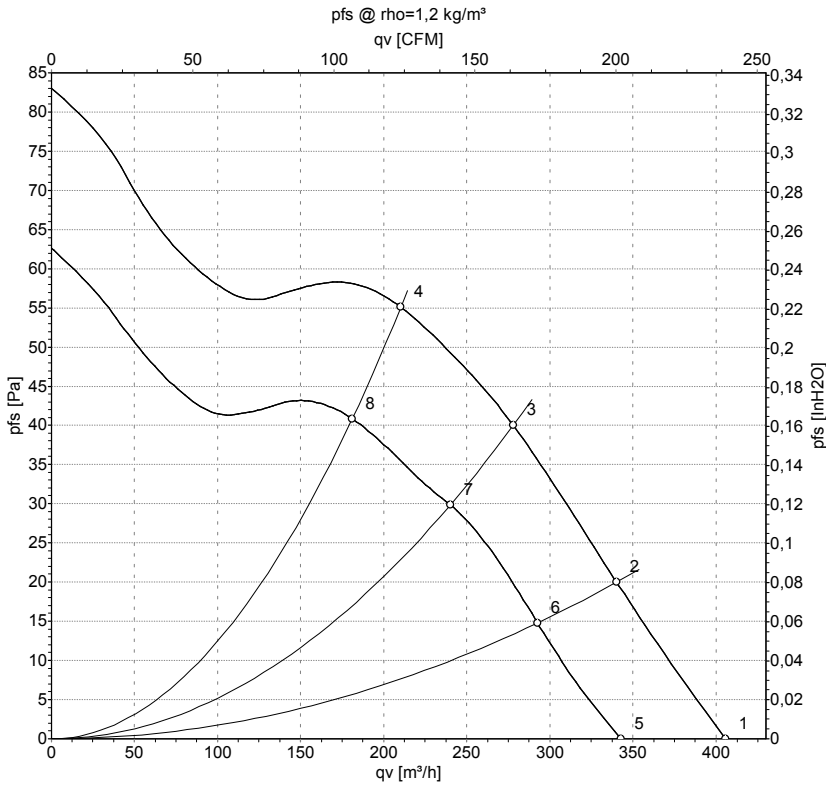


- 1 PIN S, speed selection (flat plug 2.8x0.5)
- 2 PIN L1, phase (flat plug 2.8x0.5)
- 3 PIN N, neutral conductor (flat plug 2.8x0.5)

Connection screen



Charts: Air flow 50 Hz



Measurement: LU-152446
Measurement: LU-152451

Air performance measured as per ISO 5801 Installation category A. For detailed information on the measuring set-up, please contact ebm-papst. Suction-side noise levels: LwA measured as per ISO 13347 / LpA measured with 1m distance to fan axis. The values given are valid under the measuring conditions mentioned above and may vary according to the actual installation situation. With any deviation from the standard set-up, the specific values have to be checked and reviewed with the unit installed.

Measured values

	U	f	n	P _{ed}	I	qv	P _{fs}
	V	Hz	min ⁻¹	W	A	m ³ /h	Pa
1	230	50	1400	9.0	0.08	405	0
2	230	50	1400	10.0	0.09	340	20
3	230	50	1400	10.0	0.09	280	40
4	230	50	1400	10.0	0.09	210	55
5	230	50	1200	6.0	0.06	345	0
6	230	50	1200	7.0	0.06	295	15
7	230	50	1200	7.0	0.06	240	30
8	230	50	1200	7.0	0.06	180	41

U = Supply voltage · f = Frequency · n = Speed · P_{ed} = Power input · I = Current draw · qv = Air flow · P_{fs} = Pressure increase

