

AC centrifugal fan

backward curved, single inlet

with housing (without flange), for solid fuel heating systems

G2E150-AN91-10 ebmpapst Datasheet

sales@fansco.com

www.fansco.com

Limited partnership · Headquarters Muldingen
County court Stuttgart · HRA 590344

General partner Elektrobau Muldingen GmbH · Headquarters Muldingen
County court Stuttgart · HRB 590142

Nominal data

Type	G2E150-AN91-10	
Motor	M2E068-BF	
Phase		1~
Nominal voltage	VAC	230
Frequency	Hz	50
Type of data definition		fa
Valid for approval / standard		CE
Speed	min ⁻¹	2350
Power input	W	23
Current draw	A	0.11
Motor capacitor	µF	0.5
Capacitor voltage	VDB	400
Capacitor standard		P0 (CE)
Min. back pressure	Pa	0
Max. ambient temperature	°C	120

ml = max. load · me = max. efficiency · fa = running at free air · cs = customer specs · cu = customer unit
Subject to alterations



AC centrifugal fan

backward curved, single inlet

with housing (without flange), for solid fuel heating systems

Technical features

Mass	2.83 kg
Size	150 mm
Surface of rotor	Partially cast in aluminium
Material of impeller	Sheet steel, stainless
Housing material	Sheet steel, hot-galvanised
Number of blades	6
Motor suspension	Motor anti-vibration mounted on one side via mounting plate
Direction of rotation	Counter-clockwise, seen on rotor
Type of protection	IP 44; Depending on installation and position
Insulation class	"F"
Humidity class	F0
Max. permissible ambient motor temp. (transp./ storage)	+ 80 °C
Min. permissible ambient motor temp. (transp./storage)	- 40 °C
Mounting position	Any
Condensate discharge holes	None
Operation mode	S1
Motor bearing	Ball bearing
Touch current acc. IEC 60990 (measuring network Fig. 4, TN system)	<= 0.25 mA
Motor protection	Thermal overload protector (TOP) wired internally
Cable exit	Variable
Protection class	I (if protective earth is connected by customer)
Product conforming to standard	EN 60335-1; CE

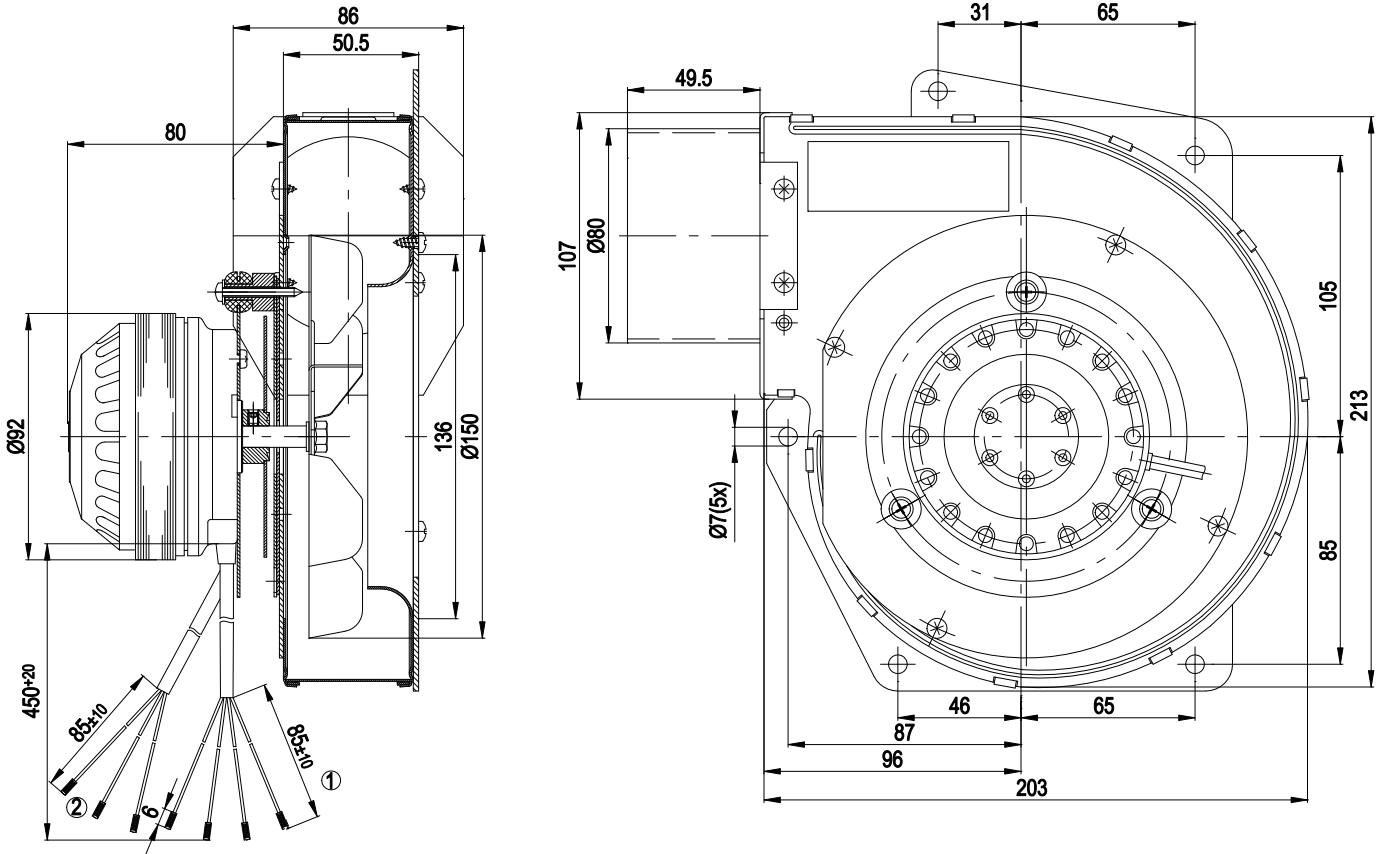


AC centrifugal fan

backward curved, single inlet

with housing (without flange), for solid fuel heating systems

Product drawing



- | | |
|---|---|
| 1 | Connection line silicone 4G 0.5 mm ² , 4 x brass lead tips crimped |
| 2 | Hall IC connection line Raychem 3X AWG24, 3 x brass lead tips crimped |

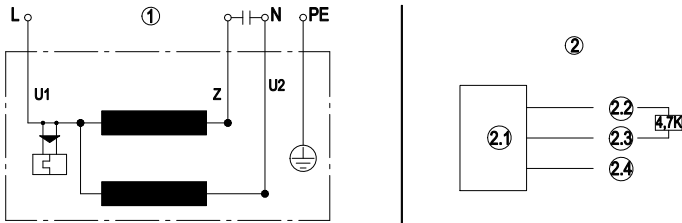


AC centrifugal fan

backward curved, single inlet

with housing (without flange), for solid fuel heating systems

Connection screen



1 Fan connection diagram

U1 Blue

Z brown

U2 black

PE green/yellow

2 Hall IC circuit

2.1 Hall IC

2.2 Red (+5V)

2.3 White (out)

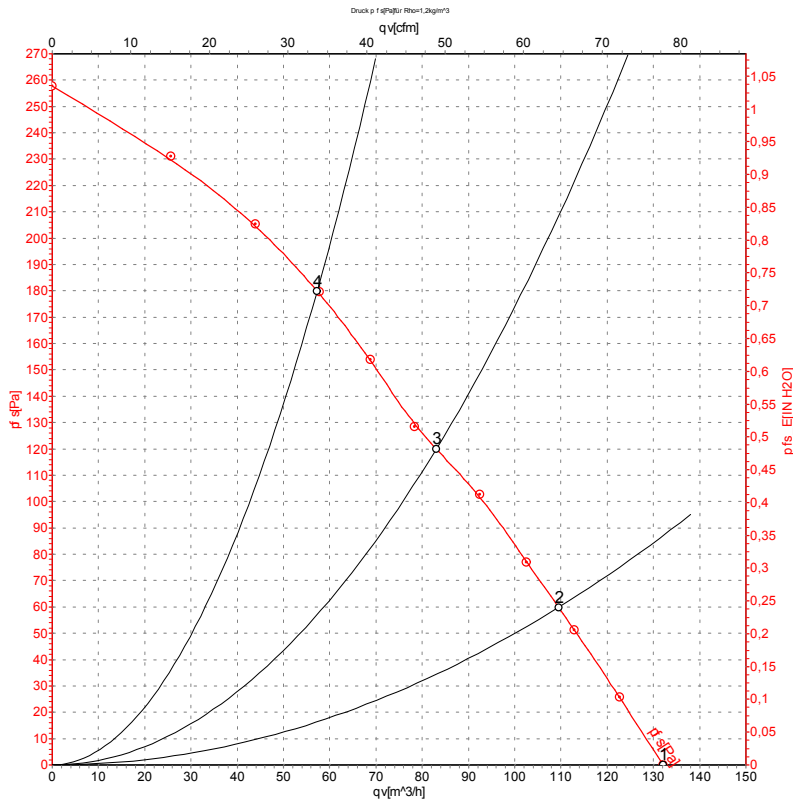
2.4 Black (0V)

AC centrifugal fan

backward curved, single inlet

with housing (without flange), for solid fuel heating systems

Charts: Air flow 50 Hz



Measurement: LU-30338

Air performance measured as per ISO 5801 Installation category A. For detailed information on the measuring set-up, please contact ebm-papst. Suction-side noise levels: LwA measured as per ISO 13347 / LpA measured with 1m distance to fan axis. The values given are valid under the measuring conditions mentioned above and may vary according to the actual installation situation. With any deviation from the standard set-up, the specific values have to be checked and reviewed with the unit installed.

Measured values

	U	f	n	P _e	I	qv	P _{fs}
	V	Hz	min ⁻¹	W	A	m ³ /h	Pa
1	230	50	2350	23	0.11	130	0
2	230	50	2385	22	0.10	110	60
3	230	50	2425	21	0.10	85	120
4	230	50	2510	20	0.09	55	180

U = Supply voltage · f = Frequency · n = Speed · P_e = Power input · I = Current draw · qv = Air flow · P_{fs} = Pressure increase

