

G1G144-AB11-06

EC centrifugal fan

backward curved, single inlet

with housing (flange), Gas blower for gas-condensing heating

G1G144-AB11-06 ebmpapst Datasheet

sales@fansco.com

www.fansco.com

Limited partnership · Headquarters Muldingen
County court Stuttgart · HRA 590344

General partner Elektrobau Muldingen GmbH · Headquarters Muldingen
County court Stuttgart · HRB 590142

Nominal data

Type	G1G144-AB11-06	
Motor	M1G055-BD	
Nominal voltage	VDC	24
Nominal voltage range	VDC	16 .. 28
Type of data definition		fa
State		prelim.
Speed	min ⁻¹	4720
Power input	W	61
Min. ambient temperature	°C	-25
Max. ambient temperature	°C	60
Min. temp. of flow medium	°C	-25
Max. temp. of flow medium	°C	80

ml = Max. load · me = Max. efficiency · fa = Running at free air · cs = Customer specs · cu = Customer unit
Subject to alterations



EC centrifugal fan

backward curved, single inlet

with housing (flange), Gas blower for gas-condensing heating

Technical features

Mass	1.4 kg
Size	144 mm
Surface of rotor	Thick layer passivated
Material of protective cover	PP plastic
Material of impeller	PA plastic
Housing material	Die-cast aluminium
Direction of rotation	Clockwise, seen on rotor
Type of protection	IP 20
Insulation class	"B"
Humidity class	F0
Max. permissible ambient motor temp. (transp./ storage)	+80 °C
Min. permissible ambient motor temp. (transp./storage)	-40 °C
Mounting position	Any
Condensate discharge holes	Rotor-side
Operation mode	S1
Premix	Not suitable for pre-mixture.
Motor bearing	Ball bearing
Technical features	- Tach output - Motor current limit
Motor protection	Reverse polarity and locked-rotor protection
Product conforming to standard	EN 60335-1, motor does not have factory-installed overheating protection
Remark	Complete unit must be tested for required approvals.

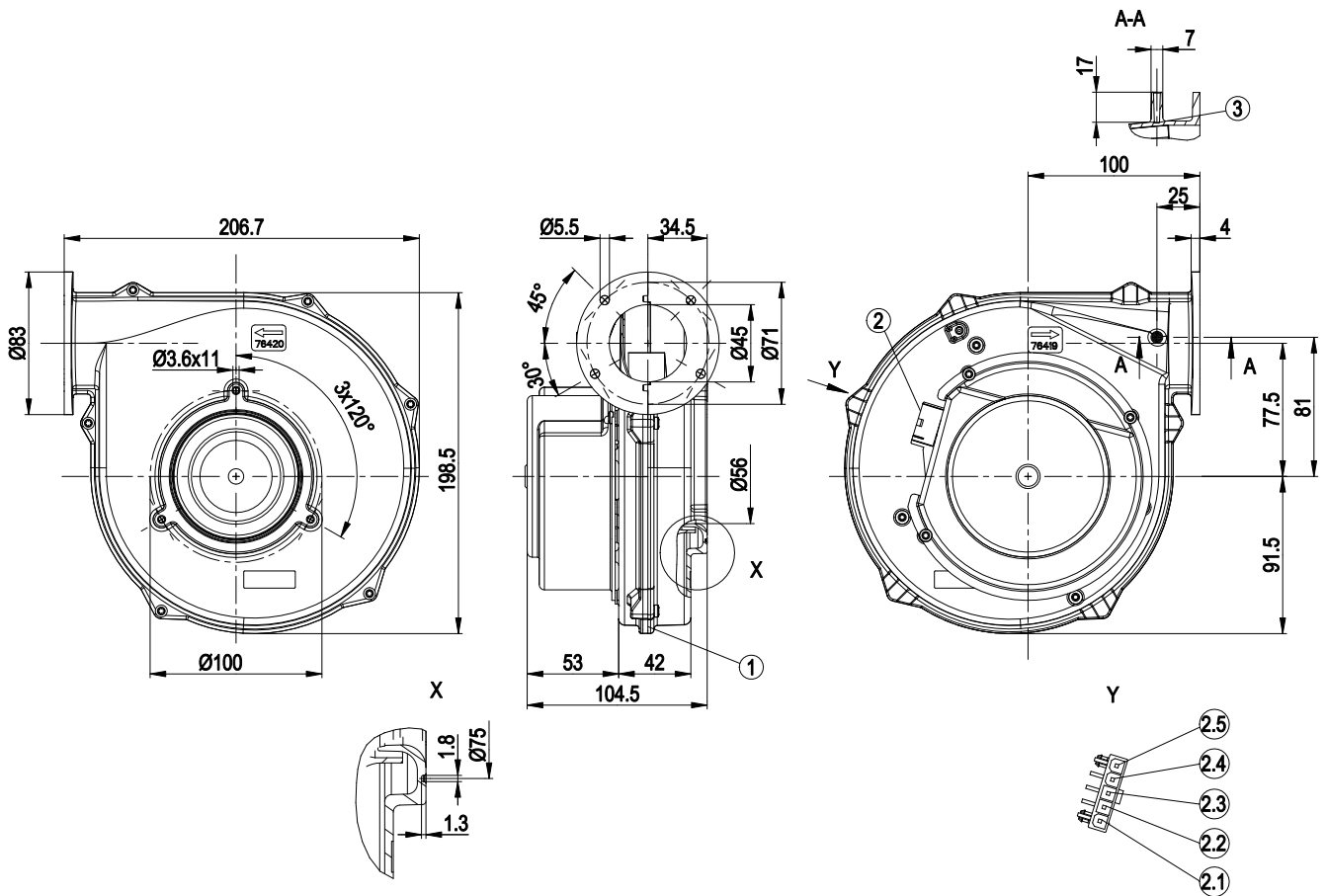


EC centrifugal fan

backward curved, single inlet

with housing (flange), Gas blower for gas-condensing heating

Product drawing



1	Housing side parts sealed with NBR round cord (pentane-resistant)
2	5-pole strip; mating connector (not included in standard scope of delivery): Molex No. 39-01-4050; female terminal: Molex No. 39-00-0059
2.1	(+)
2.2	Speed monitoring
2.3	N.C.
2.4	PWM
2.5	(-)
3	Closed bleeder connection for pressure relief (drilled open if necessary)

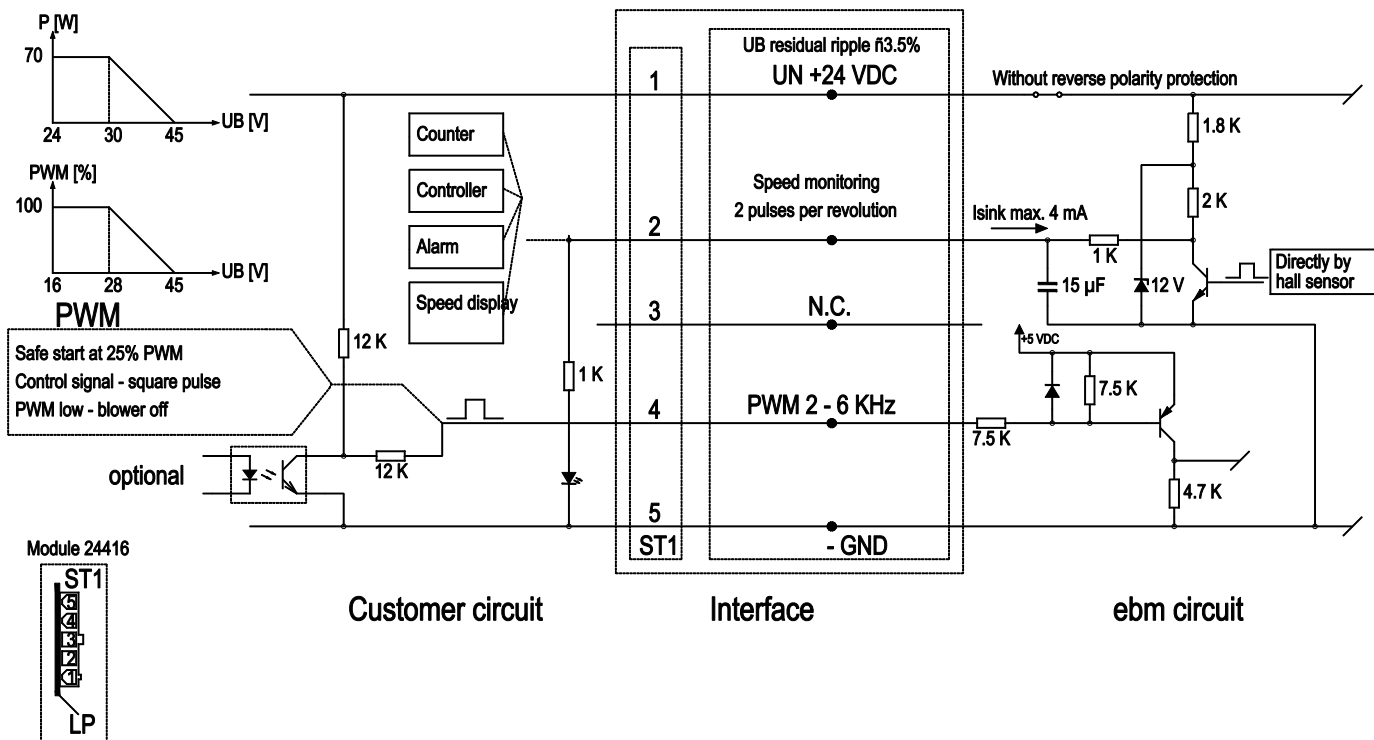


EC centrifugal fan

backward curved, single inlet

with housing (flange), Gas blower for gas-condensing heating

Connection screen

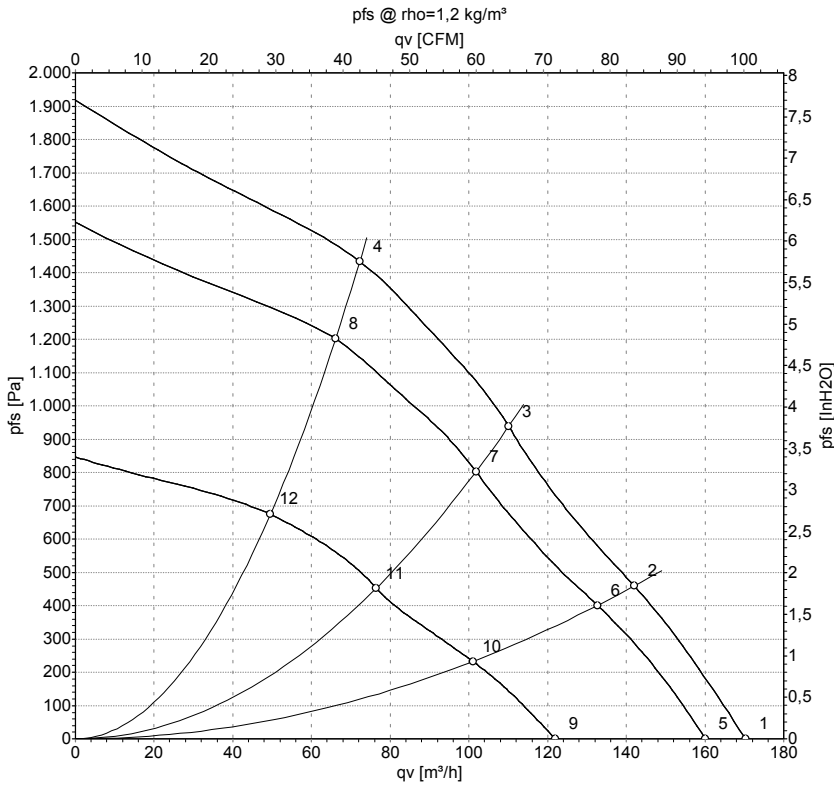


EC centrifugal fan

backward curved, single inlet

with housing (flange), Gas blower for gas-condensing heating

Charts: Air flow



Measurement: LU-43872
 Measurement: LU-43870
 Measurement: LU-43871

Air performance measured as per ISO 5801 Installation category A. For detailed information on the measuring set-up, please contact ebm-papst. Suction-side noise levels: LwA measured as per ISO 13347 / LpA measured with 1m distance to fan axis. The values given are valid under the measuring conditions mentioned above and may vary according to the actual installation situation. With any deviation from the standard set-up, the specific values have to be checked and reviewed with the unit installed.

Measured values

	U	n	P _{ed}	I	qv	p _{fs}
	V	min ⁻¹	W	A	m ³ /h	Pa
1	28	5020	76	3.09	170	0
2	28	5165	74	3.00	140	461
3	28	5430	71	2.84	110	939
4	28	5890	65	2.54	70	1450
5	24	4720	61	2.80	160	0
6	24	4825	58	2.67	135	400
7	24	5030	55	2.52	100	800
8	24	5370	49	2.21	65	1200
9	16	3635	29	2.01	120	0
10	16	3700	28	1.94	100	233
11	16	3825	26	1.80	75	452
12	16	4050	23	1.58	50	674

U = Supply voltage · n = Speed · P_{ed} = Power input · I = Current draw · qv = Air flow · p_{fs} = Pressure increase

