

# AC axial fan

sickled blades (S series)

A6E450-AP02-02 ebmpapst Datasheet  
 sales@fansco.com  
 www.fansco.com

## Nominal data

Type	A6E450-AP02-02		
Motor	M6E074-GA		
Phase		1~	1~
Nominal voltage	[V]	230	230
Frequency	[Hz]	50	60
Type of data definition		rfa	rfa
Valid for approval / standard		CE	CE
Speed	[min <sup>-1</sup> ]	940	1070
Power input	[W]	165	225
Current draw	[A]	0.8	0.98
Motor capacitor	[μF]	4	4
Capacitor voltage	[VDB]	450	450
Max. back pressure	[Pa]	70	45
Max. ambient temperature	[°C]	60	60

ml = max. load · me = max. efficiency · rfa = running at free air · cs = customer specs · cu = customer unit  
 Subject to alterations

# AC axial fan

sickled blades (S series)

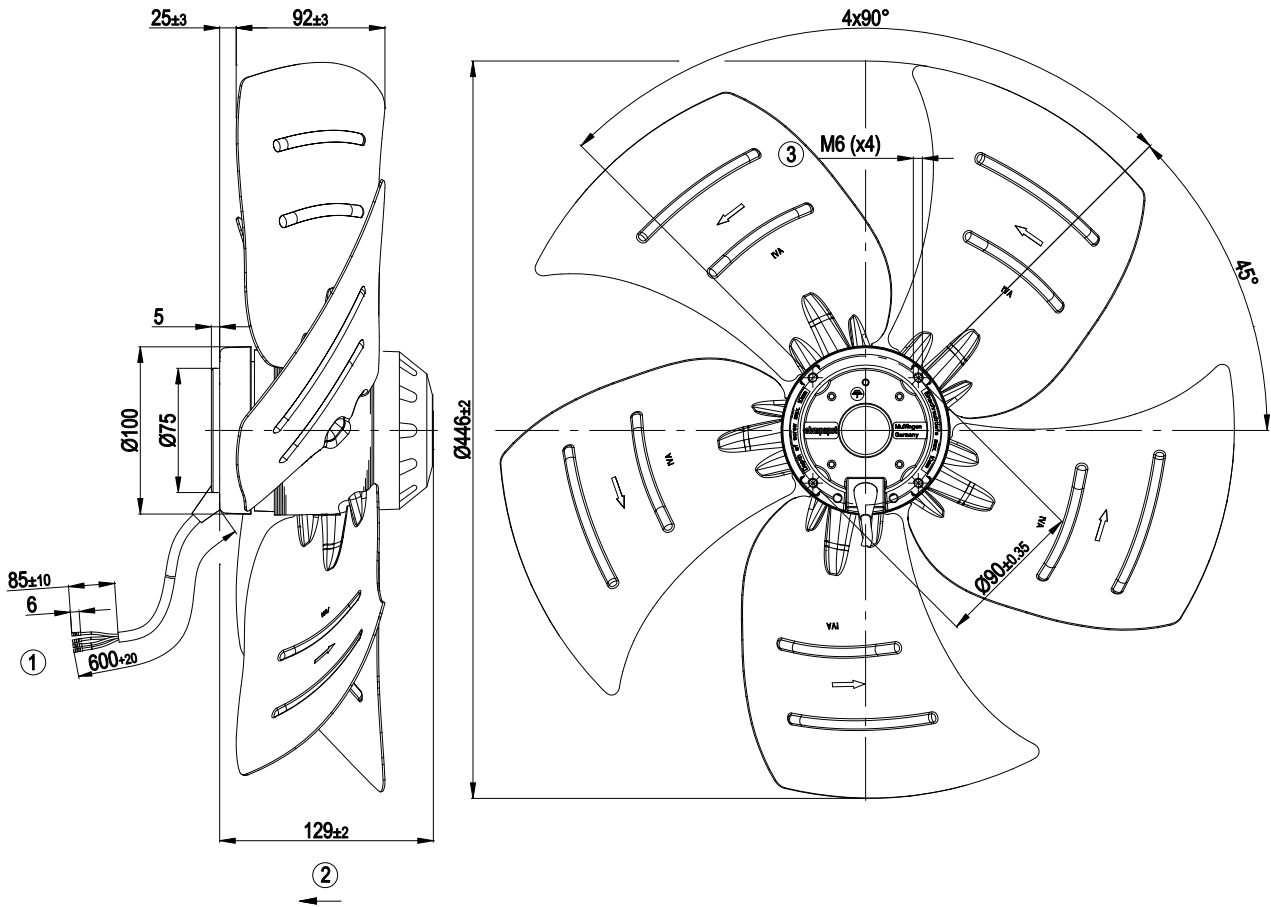
## Technical features

Leakage current	< 0.75 mA
Size	450 mm
Operation mode	S1
Direction of rotation	Clockwise, seen on rotor
Mounting position	Shaft horizontal or rotor on bottom; rotor on top on request
Humidity class	F1-2
Direction of air flow	"A"
Insulation class	"F"
Cable exit	Variable
Condensate discharge holes	Rotor-side
Motor bearing	Ball bearing
Mass	5.11 kg
Material of impeller	Sheet steel, coated in black
Motor protection	Thermal overload protector (TOP) wired internally
Product conforming to standard	CE; EN 60335-1
Option	Terminal box
Number of blades	5
Type of protection	IP 44
Protection class	I
Max. permissible ambient motor temp. (transp./ storage)	+80 °C
Min. permissible ambient motor temp. (transp./storage)	-40 °C
Approval	CCC

# AC axial fan

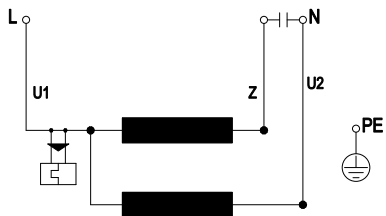
sickled blades (S series)

## Product drawing



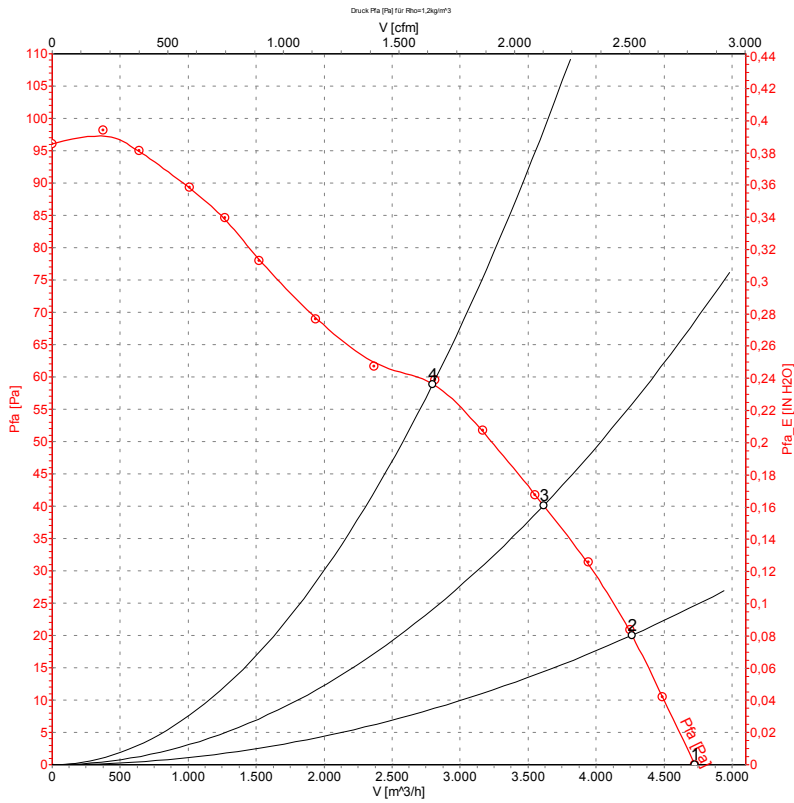
1	Connection line silicone 4G 0.5mm <sup>2</sup> , 4x brass lead tips crimped
2	Direction of air flow "A"
3	Depth of screw max. 10 mm

## Connection screen



U1	blue	Z	brown	U2	black
PE	green/yellow				

Charts: Air flow 50 Hz

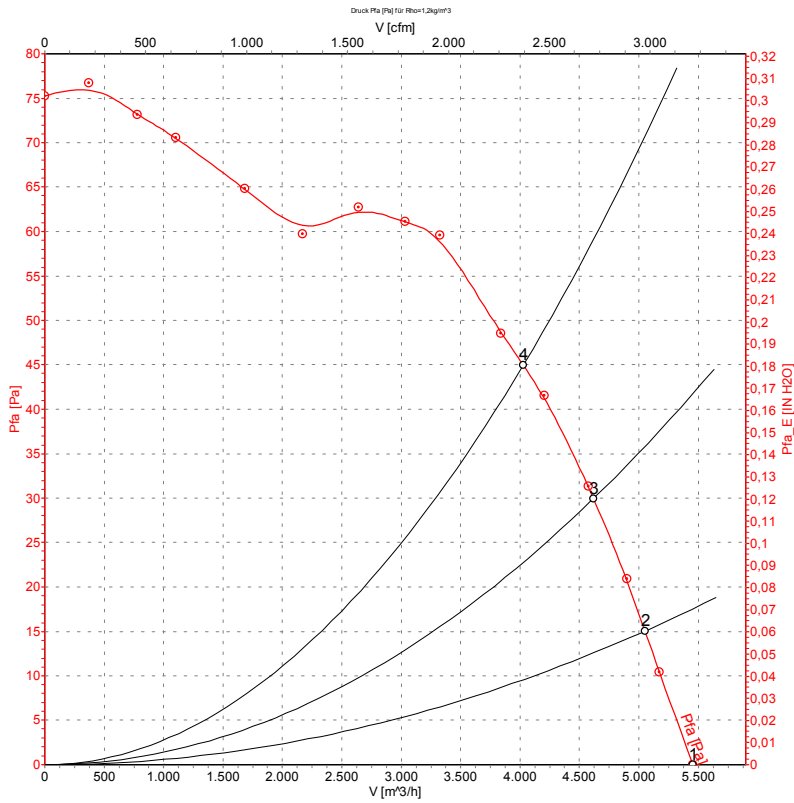


Measurement: LU-33158

Measured values

	U	f	n	P <sub>1</sub>	I	$\hat{V}$	p <sub>fa</sub>
	[V]	[Hz]	[min <sup>-1</sup> ]	[W]	[A]	[m³/h]	[Pa]
1	230	50	940	165	0.80	4725	0
2	230	50	925	173	0.82	4265	20
3	230	50	910	180	0.85	3615	40
4	230	50	895	190	0.89	2800	60

Charts: Air flow 60 Hz



Measurement: LU-33159

Measured values

	U	f	n	P <sub>1</sub>	I	$\hat{V}$	p <sub>fa</sub>
	[V]	[Hz]	[min <sup>-1</sup> ]	[W]	[A]	[m³/h]	[Pa]
1	230	60	1070	225	0.98	5455	0
2	230	60	1055	225	1.00	5050	15
3	230	60	1030	231	1.03	4620	30
4	230	60	995	238	1.06	4030	45