

ebm-papst Ventilator (Shanghai) Co.,Ltd.

No.418, Hua Jing Road, Wai Gao Qiao Free Trade Zone, Pudong

A4Q254-AJ01-12 ebmpapst Datasheet

sales@fansco.com

www.fansco.com

Nominal data

Type	M4Q045-CF01-01		
Motor	M4Q045-CF		
Phase		1~	1~
Nominal voltage	VAC	230	230
Frequency	Hz	50	60
Method of obtaining data		me	me
Valid for approval/standard		CE	CE
Speed (rpm)	min ⁻¹	1300	1550
Power consumption	W	60	58
Power output	W	16	16
Current draw	A	0.42	0.36
Min. ambient temperature	°C	-30	-30
Max. ambient temperature	°C	40	40
Starting current	A	0.58	0.5

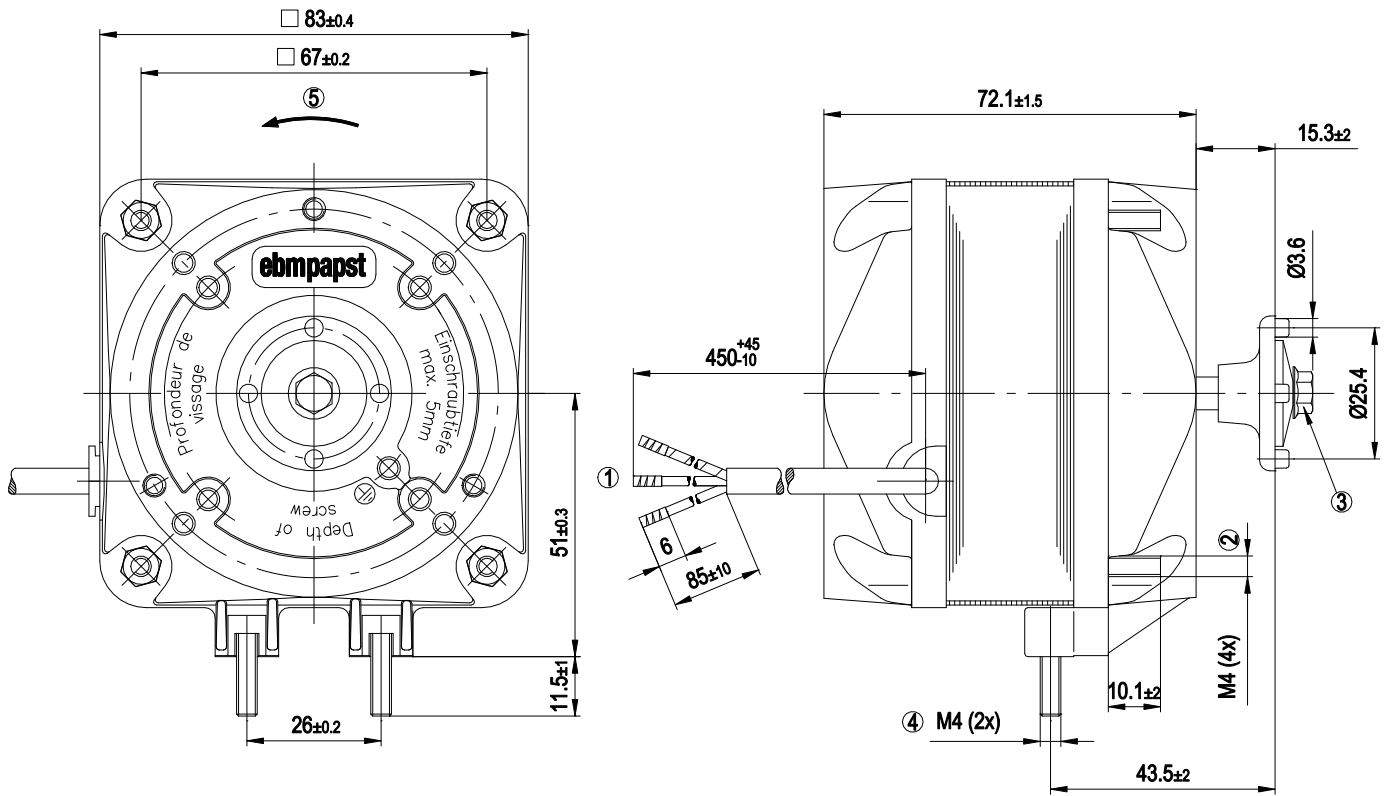
ml = Max. load · me = Max. efficiency · fa = Free air · cs = Customer specification · ce = Customer equipment
Subject to change



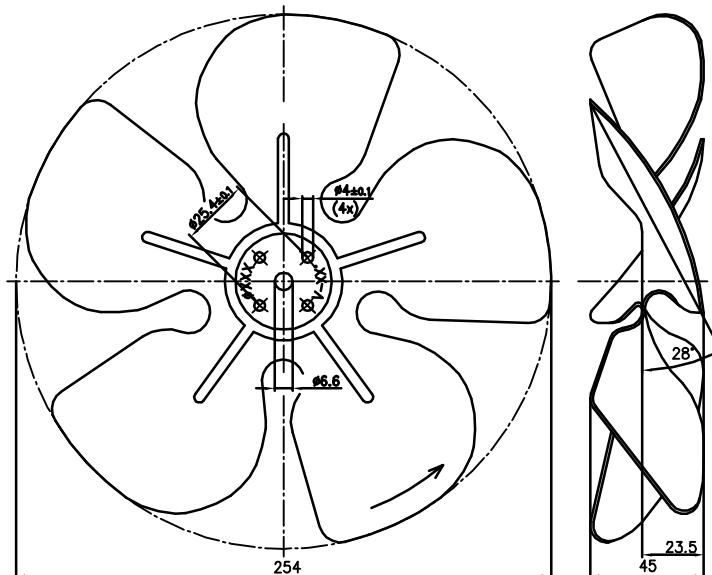
Technical description

Weight	1.3 kg
Fan size	45 mm
Bearing shield material	Die-cast aluminum
Direction of rotation	Counterclockwise, viewed toward rotor
Degree of protection	IP42; installation- and position-dependent
Insulation class	"B"
Max. permitted ambient temp. for motor (transport/storage)	+ 80 °C
Min. permitted ambient temp. for motor (transport/storage)	- 40 °C
Installation position	Any
Condensation drainage holes	None
Mode	S1
Motor bearing	Calotte bearing
Touch current according to IEC 60990 (measuring circuit Fig. 4, TN system)	< 0.75 mA
Motor protection	Thermal overload protector (TOP) internally connected
With cable	Lateral
Protection class	I (with customer connection of protective earth)
Conformity with standards	EN 60335-1; CE
Approval	EAC; VDE ; CCC

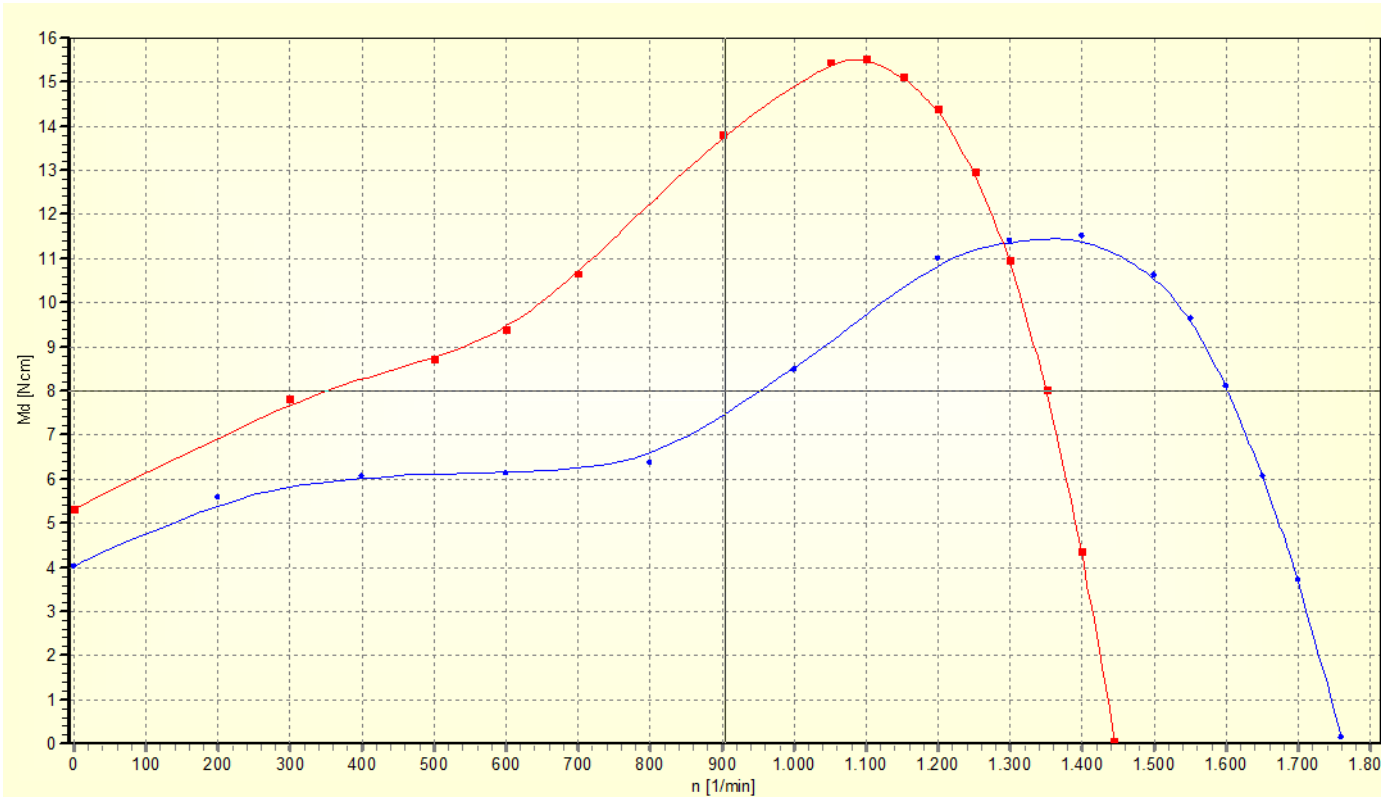
Product drawing



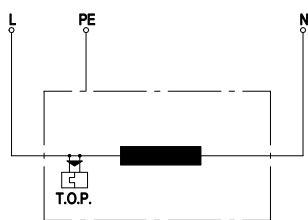
- | | |
|---|--|
| 1 | Cable PVC 0.5 mm ² , 3x crimped splices |
| 2 | Tightening torque for nut for fastening fan housing or guard grille 2.3 Nm |
| 3 | Tightening torque for screw for fastening fan impeller 1.4 Nm |
| 4 | Tightening torque for nut for fastening mounting bracket 2.3 Nm |
| 5 | Direction of rotation counterclockwise, viewed toward shaft end |



Curves: Speed (rpm)



Connection diagram



L	= blue
PE	= green/yellow
N	= brown
TOP	= thermal overload protector

