

8322000045
VNA0630H5SNZ

AC axial fan - HyBlade

sickle-shaped blades (S series)

8322000045 ebmpapst Datasheet
sales@fansco.com
www.fansco.com

Nominal data

Item	8322000045		
Motor	M4D138-HF		
Phase		3~	3~
Nominal voltage	VAC	400	400
Wiring		Δ	Y
Frequency	Hz	50	50
Method of obtaining data		ml	ml
Valid for approval/standard		-	-
Speed (rpm)	min ⁻¹	1310	1000
Power consumption	W	1970	1290
Current draw	A	3.4	2.1
Max. back pressure	Pa	200	115
Max. back pressure	in. wg	0.8	0.46
Min. ambient temperature	°C	-40	-40
Max. ambient temperature	°C	60	60
Starting current	A	14	4.5

ml = Max. load · me = Max. efficiency · fa = Free air · cs = Customer specification · ce = Customer equipment
Subject to change



8322000045
VNA0630H5SNZ

AC axial fan - HyBlade

sickle-shaped blades (S series)

Technical description

Weight	26 kg
Size	630 mm
Motor size	138
Rotor surface	Cast in aluminum
Terminal box material	PP plastic
Blade material	Sheet aluminum insert, sprayed with PP plastic
Material of guard grille	Steel, coated in black plastic (RAL9005)
Number of blades	5
Blade pitch	-5°
Airflow direction	A
Direction of rotation	Counterclockwise, viewed toward rotor
Degree of protection	IP54
Insulation class	"F"
Moisture (F) / Environmental (H) protection class	H2
Ambient temperature note	Occasional start-up at temperatures between -40°C and -25°C is permitted. For continuous operation at ambient temperatures below -25°C (such as refrigeration applications), use must be made of a fan design with special low-temperature bearings.
Max. permitted ambient temp. for motor (transport/storage)	+80 °C
Min. permitted ambient temp. for motor (transport/storage)	-40 °C
Installation position	Any
Condensation drainage holes	On rotor and stator sides
Mode	S1
Motor bearing	Ball bearing
Touch current according to IEC 60990 (measuring circuit Fig. 4, TN system)	<= 3.5 mA
Electrical hookup	Terminal box
Motor protection	Thermal overload protector (TOP) with basic insulation
With cable	Axial
Protection class	I (with customer connection of protective earth)
Conformity with standards	EN 60034-1 (2010)
Comment on CE	Commissioning not permitted in the European Economic Area
Approval	VDE;

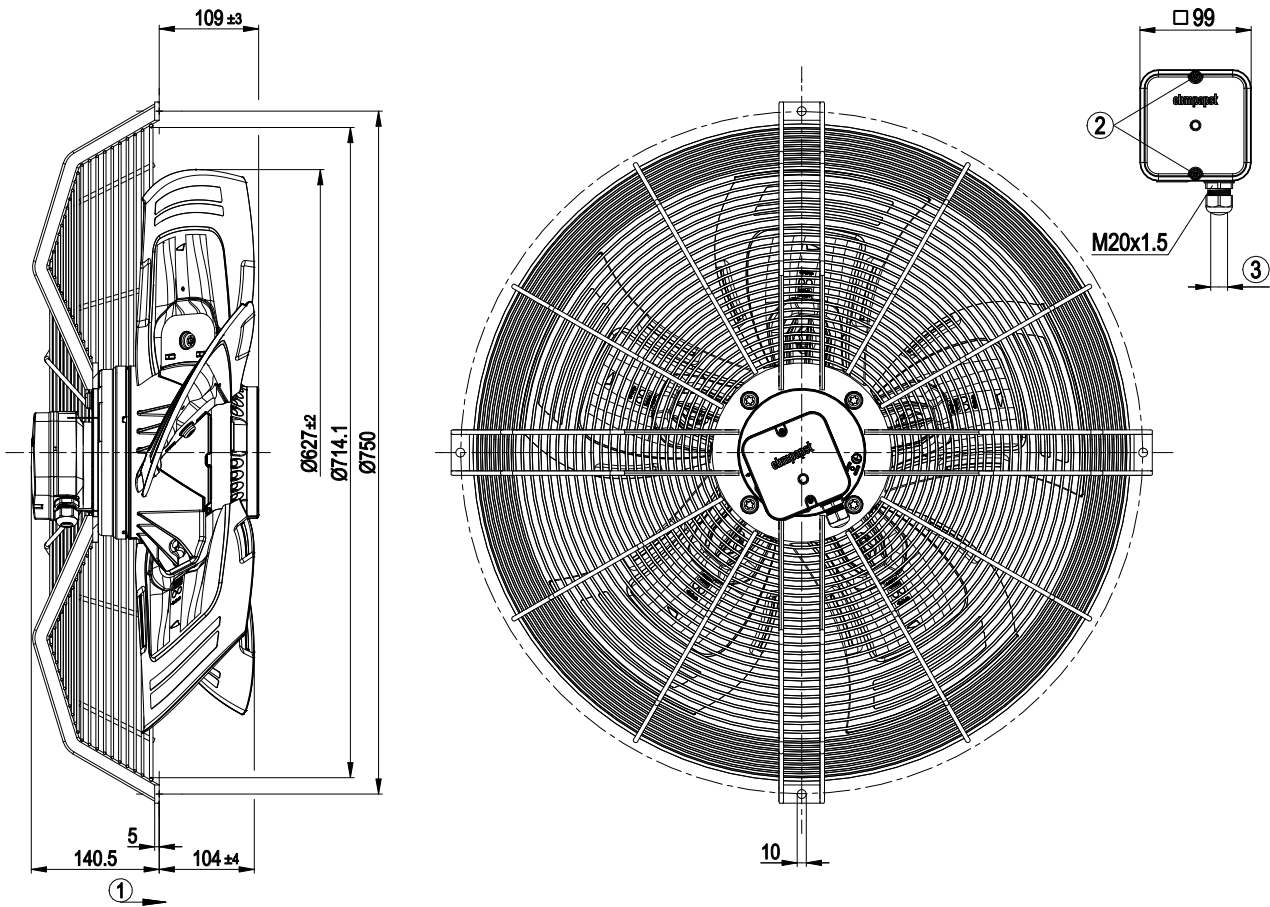


8322000045
VNA0630H5SNZ

AC axial fan - HyBlade

sickle-shaped blades (S series)

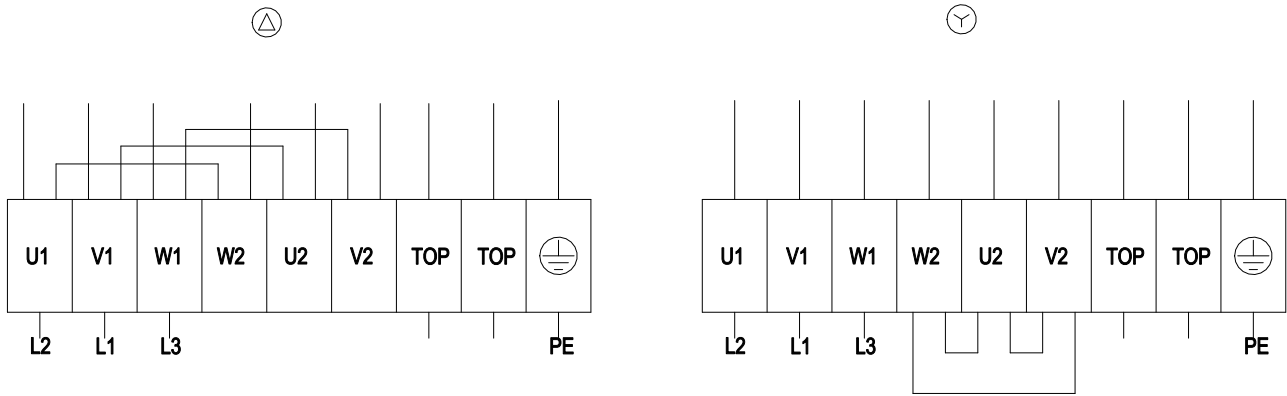
Product drawing



1	Förderrichtung "A"
2	Anzugsmoment $1,5 \pm 0,2$ Nm
3	Kabeldurchmesser: min. 7 mm, max. 14 mm, Anzugsmoment $2 \pm 0,3$ Nm

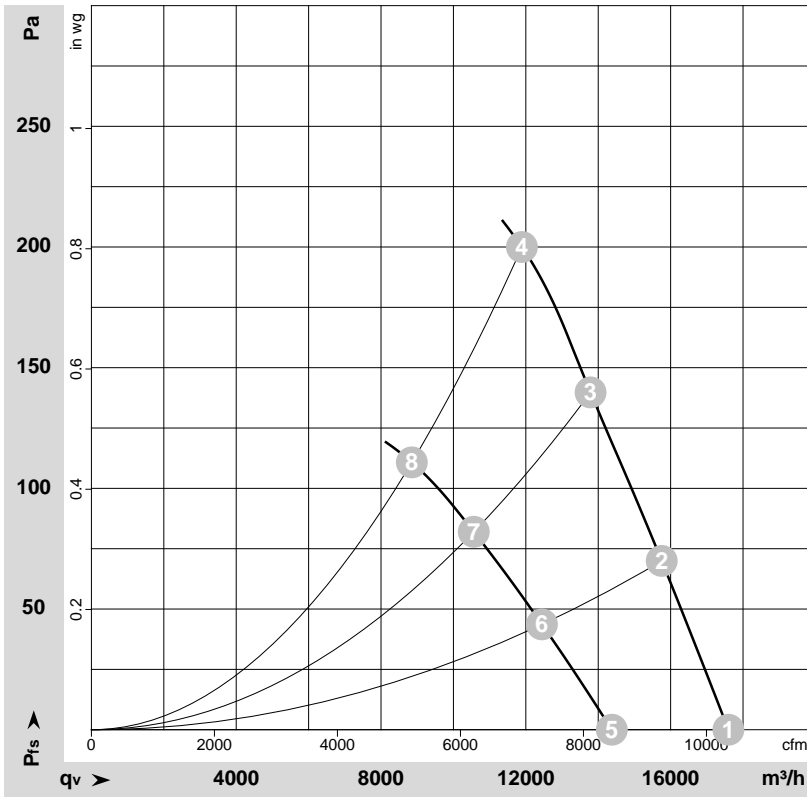


Connection diagram



Δ	Delta connection	Y	Star connection	L1	= V1 = blue
L2	= U1 = black	L3	= W1 = brown	W2	yellow
U2	green	V2	white	TOP	2x gray
PE	green/yellow				

Curves: Air performance 50 Hz



$\rho = 1.15 \text{ kg/m}^3 \pm 2 \%$

Measurement: LU-134384-1
Measurement: LU-109489-1

Air performance measured according to ISO 5801 installation category A. For detailed information on the measurement setup, contact ebm-papst. The values given are valid under the specified measuring conditions and may vary due to conditions of installation. For deviations from the standard configuration, the parameters have to be checked on the installed unit.

Fan performance

	Wired	U	f	n	P _e	I	q _v	p _{fs}	q _v	p _{fs}
		V	Hz	min ⁻¹	W	A	m ³ /h	Pa	cfm	in. wg
1	Δ	400	50	1380	1483	2.83	17595	0	10355	0.00
2	Δ	400	50	1360	1676	3.07	15755	70	9270	0.28
3	Δ	400	50	1335	1854	3.33	13790	140	8115	0.56
4	Δ	400	50	1310	1970	3.40	11890	200	7000	0.80
5	Y	400	50	1125	1079	1.80	14375	0	8460	0.00
6	Y	400	50	1075	1175	1.96	12445	44	7325	0.18
7	Y	400	50	1035	1237	2.08	10560	82	6215	0.33
8	Y	400	50	1000	1290	2.10	8850	111	5210	0.45

Wired = Wiring · U = Voltage · f = Frequency · n = Speed (rpm) · P_e = Power consumption · I = Current draw · q_v = Air flow · p_{fs} = Pressure increase