

8317087809 Sample

VMA0300HSNDS

EC axial panel fan - HyBlade

sickle-shaped blades (S series)

with guard grille for short nozzle

8317087809 ebmpapst Datasheet FansCo

sales@fansco.com

www.fansco.com

Nominal data

Item	8317087809	
Motor	E07436-18	
Phase		1~
Nominal voltage	VAC	230
Nominal voltage range	VAC	200 .. 240
Frequency	Hz	50/60
Method of obtaining data		ml
Status		prelim.
Speed (rpm)	min ⁻¹	2100
Power consumption	W	170
Current draw	A	1.3
Max. back pressure	Pa	140
Max. back pressure	in. wg	0.56
Min. ambient temperature	°C	-25
Max. ambient temperature	°C	60

ml = Max. load · me = Max. efficiency · fa = Free air · cs = Customer specification · ce = Customer equipment

Subject to change

Data according to Commission Regulation (EU) 327/2011 (prEN 17166)

		Actual	Req. 2015			
01 Overall efficiency η_{es}	%	38.5	28.8	09 Power consumption P_{ed}	kW	0.17
02 Measurement category		A		09 Air flow q_v	m ³ /h	1855
03 Efficiency category		Static		09 Pressure increase p_{fs}	Pa	127
04 Efficiency grade N		55	40	10 Speed (rpm) n	min ⁻¹	2055
05 Variable speed drive		Yes		11 Specific ratio*		1.00

Data obtained at optimum efficiency level.

The ErP data is determined using a motor-impeller combination in a standardized measurement setup.

* Specific ratio = $1 + p_{fs} / 100\,000\text{ Pa}$

ID-19752

8317087809 Sample
VMA0300HSNDS

EC axial panel fan - HyBlade

sickle-shaped blades (S series)
with guard grille for short nozzle

Technical description

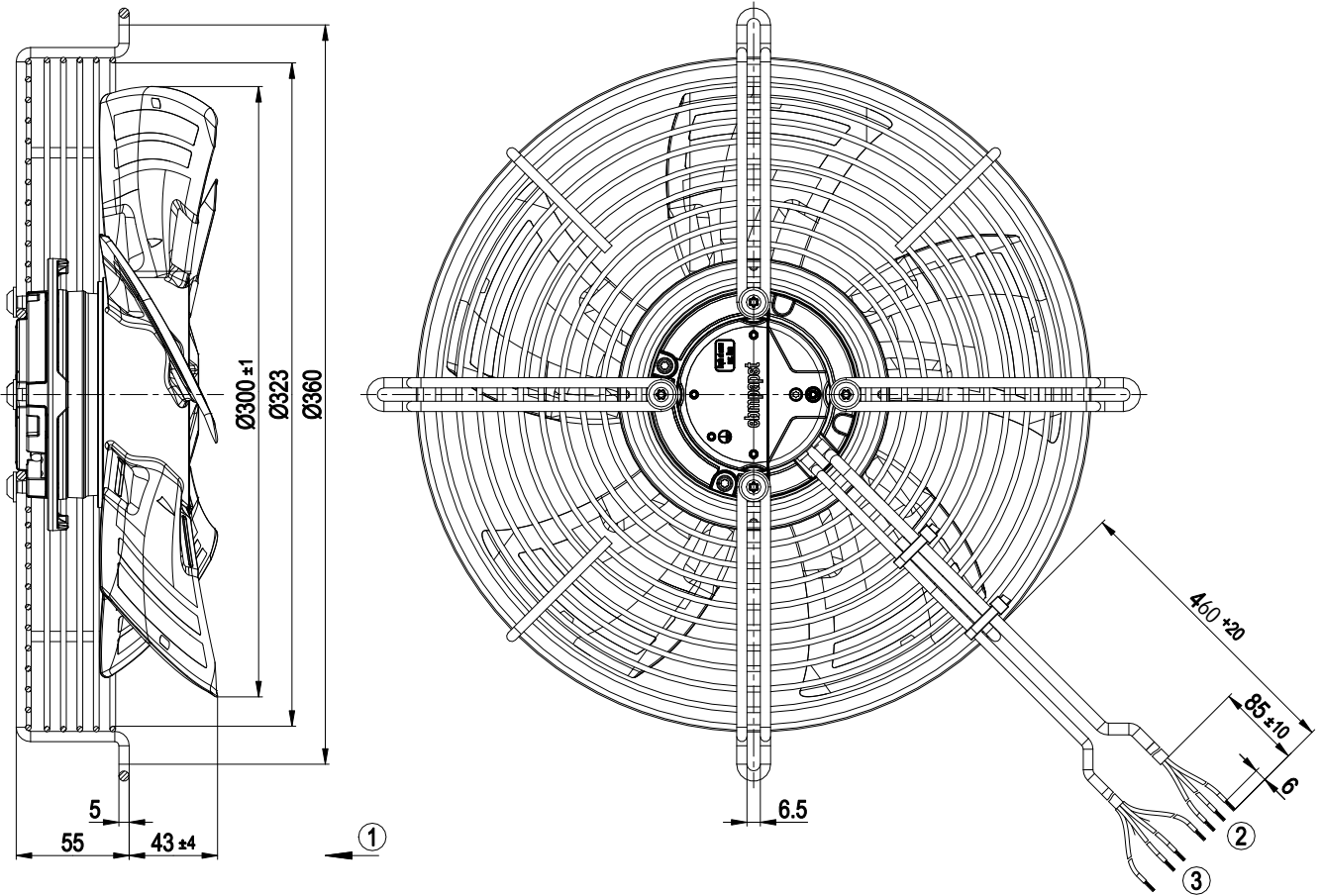
Size	300 mm
Motor size	74
Rotor surface	Thick-film passivated
Electronics housing material	Die-cast aluminum
Impeller material	Press-fitted sheet steel blank, sprayed with PP plastic
Guard grille material	Steel, coated with black plastic (RAL 9005)
Number of blades	5
Airflow direction	V
Direction of rotation	Counterclockwise, viewed toward rotor
Degree of protection	IP54
Insulation class	"B"
Moisture (F) / Environmental (H) protection class	H1
Max. permitted ambient temp. for motor (transport/storage)	+80 °C
Min. permitted ambient temp. for motor (transport/storage)	-40 °C
Installation position	Shaft horizontal or rotor on bottom; rotor on top on request
Condensation drainage holes	None, open rotor
Mode	S1
Motor bearing	Ball bearing
Technical features	<ul style="list-style-type: none">- Output 10 VDC, max. 10 mA- Tach output- Power limiter- Motor current limitation- Soft start- Control input 0-10 VDC / PWM- Control interface with SELV potential safely disconnected from the mains- Overvoltage detection- Thermal overload protection for electronics/motor- Line undervoltage detection
Touch current according to IEC 60990 (measuring circuit Fig. 4, TN system)	<= 3.5 mA
Motor protection	Locked-rotor detection
With cable	Variable
Protection class assignment	I; If a protective earth is connected by the customer This component for installation may have several local protection classes. This information relates to this component's basic design. The final protection class is based on the component's intended installation and connection.
Conformity with standards	GB12530;CCC;CE

8317087809 Sample
 VMA0300HSNDS

EC axial panel fan - HyBlade

sickle-shaped blades (S series)
 with guard grille for short nozzle

Product drawing

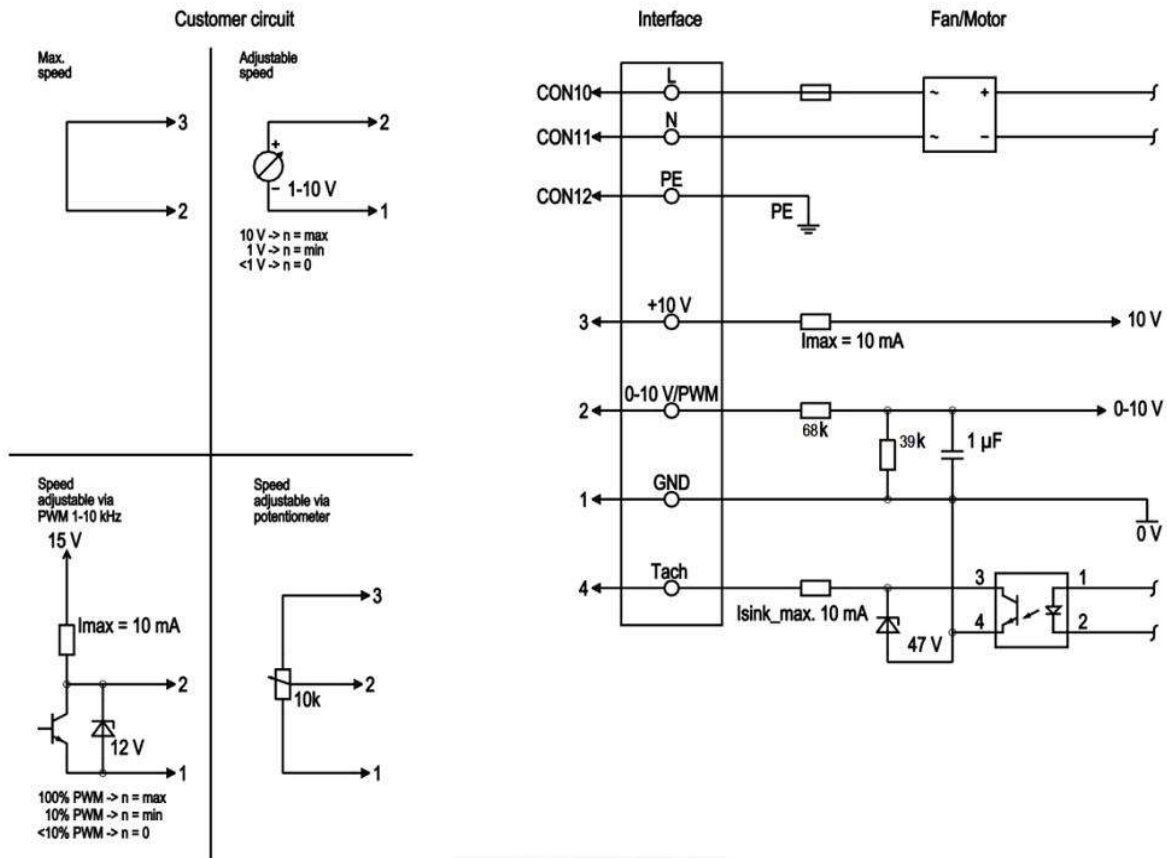


1	Airflow direction "V"
2	Supply line (PWR) PVC AWG20 3x splice
3	Control wire (CTRL) PVC AWG22 4x splice

EC axial panel fan - HyBlade

sickle-shaped blades (S series)
with guard grille for short nozzle

Connection diagram

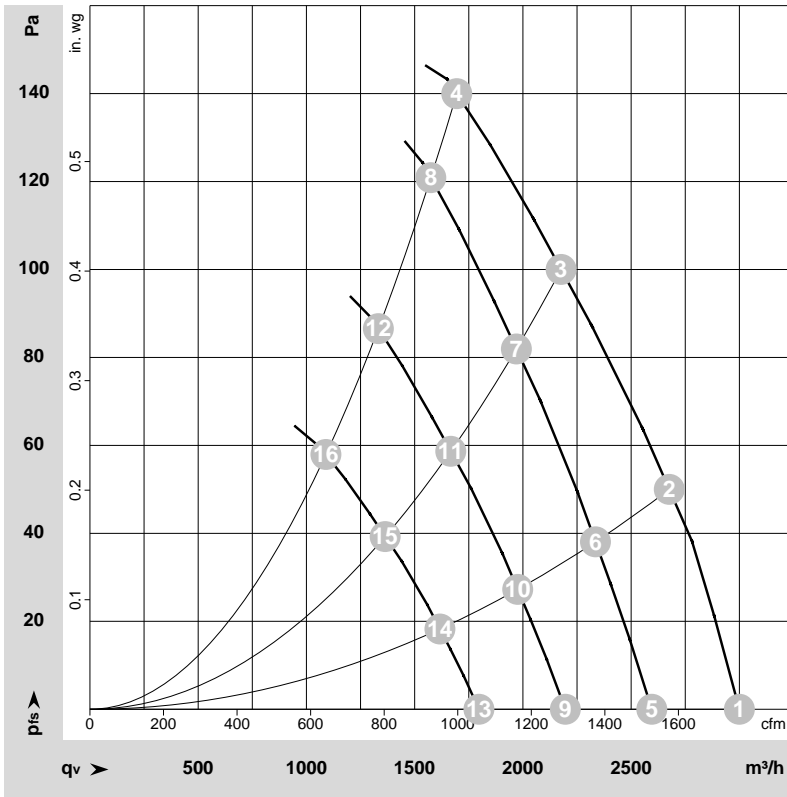


No.	Conn.	Designation	Color	Function/assignment
	CON10	L	black	Supply connection, power supply, phase, see nameplate for voltage range
	CON11	N	blue	Supply connection, power supply, neutral conductor, see nameplate for voltage range
	CON12	PE	green/yellow	Protective earth
	3	+10 V	red	Fixed voltage output 10 VDC +/- 3 %, I _{max} . 10 mA, short-circuit-proof, power supply for ext. devices (e.g. pot), SELV
	2	0-10V / PWM	yellow	0-10 V / PWM control input, R _i =100 kΩ, SELV
	1	GND	blue	Reference ground for control interface, SELV
	4	Tach	white	Tach output, open collector, 1 pulse per revolution, I _{sink max} = 10 mA, SELV

EC axial panel fan - HyBlade

sickle-shaped blades (S series)
with guard grille for short nozzle

Curves: Air performance 50 Hz



$\rho = 1.15 \text{ kg/m}^3 \pm 2 \%$

Measurement: ID-19752
Date: 2025-1-20
Housing: 18908-2-4037

Air performance measured according to ISO 5801 installation category A. For detailed information on the measurement setup, contact ebm-papst. Intake sound level: Sound power level according to ISO 13347 / sound pressure level measured at 1 m distance from fan axis. The values given are valid under the specified measuring conditions and may vary due to conditions of installation. For deviations from the standard configuration, the parameters have to be checked on the installed unit.

Measured values

	U	f	n	P1	I	qv	pfs	qv	Pfs
	V	Hz	min-1	W	A	m³/h	Pa	cfm	in.wg
1	230	50	2246	159	1.19	3034	1	1787	0.00
2	230	50	2182	170	1.25	2667	50	1571	0.20
3	230	50	2094	169	1.23	2161	100	1273	0.40
4	230	50	2043	169	1.24	1647	140	970	0.56
5	230	50	1950	104	0.78	2634	1	1552	0.00
6	230	50	1950	121	0.89	2384	40	1404	0.16
7	230	50	1950	137	1.00	2013	87	1186	0.35
8	230	50	1950	147	1.07	1572	128	926	0.51
9	230	50	1650	63	0.47	2229	0	1313	0.00
10	230	50	1650	74	0.54	2018	28	1189	0.11
11	230	50	1650	83	0.60	1703	62	1003	0.25
12	230	50	1650	89	0.65	1330	91	783	0.36
13	230	50	1350	35	0.26	1824	0	1074	0.00
14	230	50	1350	40	0.30	1651	19	972	0.08
15	230	50	1350	45	0.33	1394	42	821	0.17
16	230	50	1350	49	0.36	1088	61	641	0.24

U = Voltage · f = Frequency · n = Speed (rpm) · P_{ed} = Power consumption · I = Current draw · q_v = Air flow · p_{fs} = Pressure increase