

AC axial fan

sickled blades (S series)
with guard grille for short nozzle

8317072923 ebmpapst Datasheet
sales@fansco.com
www.fansco.com

Nominal data

Type	8317072923	
Motor	M4E074-DF	
Phase		1~
Nominal voltage	VAC	230
Frequency	Hz	50
Type of data definition		fa
Valid for approval / standard		CE
Speed	min ⁻¹	1400
Power input	W	130
Current draw	A	0.58
Motor capacitor	μF	4
Capacitor voltage	VDB	400
Max. back pressure	Pa	90
Min. ambient temperature	°C	-40
Max. ambient temperature	°C	35
Starting current	A	1.2

ml = max. load · me = max. efficiency · fa = running at free air · cs = customer specs · cu = customer unit
Subject to alterations

Data according to ErP directive

Installation category	A
Efficiency category	Static
Variable speed drive	No
Specific ratio*	1.00

* Specific ratio = $1 + p_g / 100\,000\text{ Pa}$

	Actual	Request 2013	Request 2015
Overall efficiency η_{es}	28.5	24.5	28.5
Efficiency grade N	40	36	40
Power input P_e	kW	0.15	
Air flow q_v	m ³ /h	2200	
Pressure increase p_{fs}	Pa	70	
Speed n	min ⁻¹	1345	

Data established at point of optimum efficiency



AC axial fan

sickled blades (S series)
with guard grille for short nozzle

Technical features

Mass	5.2 kg
Size	350 mm
Surface of rotor	Coated in black
Material of terminal box	ABS plastic, black
Material of blades	Sheet steel, coated in black
Material of guard grille	Steel, phosphated and coated in black plastic
Number of blades	5
Direction of air flow	"V"
Direction of rotation	Counter-clockwise, seen on rotor
Type of protection	IP 44
Insulation class	"F"
Humidity class	F1-2
Max. permissible ambient motor temp. (transp./ storage)	+ 70 °C
Min. permissible ambient motor temp. (transp./storage)	-40 °C
Mounting position	Shaft horizontal or rotor on top; rotor on bottom on request
Condensate discharge holes	None
Operation mode	S1
Motor bearing	Ball bearing with anti-freezing grease
Touch current acc. IEC 60990 (measuring network Fig. 4, TN system)	< 0.75 mA
Electrical leads	Via terminal box, integrated capacitor connected via terminal box
Motor protection	Thermal overload protector (TOP) wired internally
Cable exit	Variable
Protection class	I (if protective earth is connected by customer)
Approval	CCC

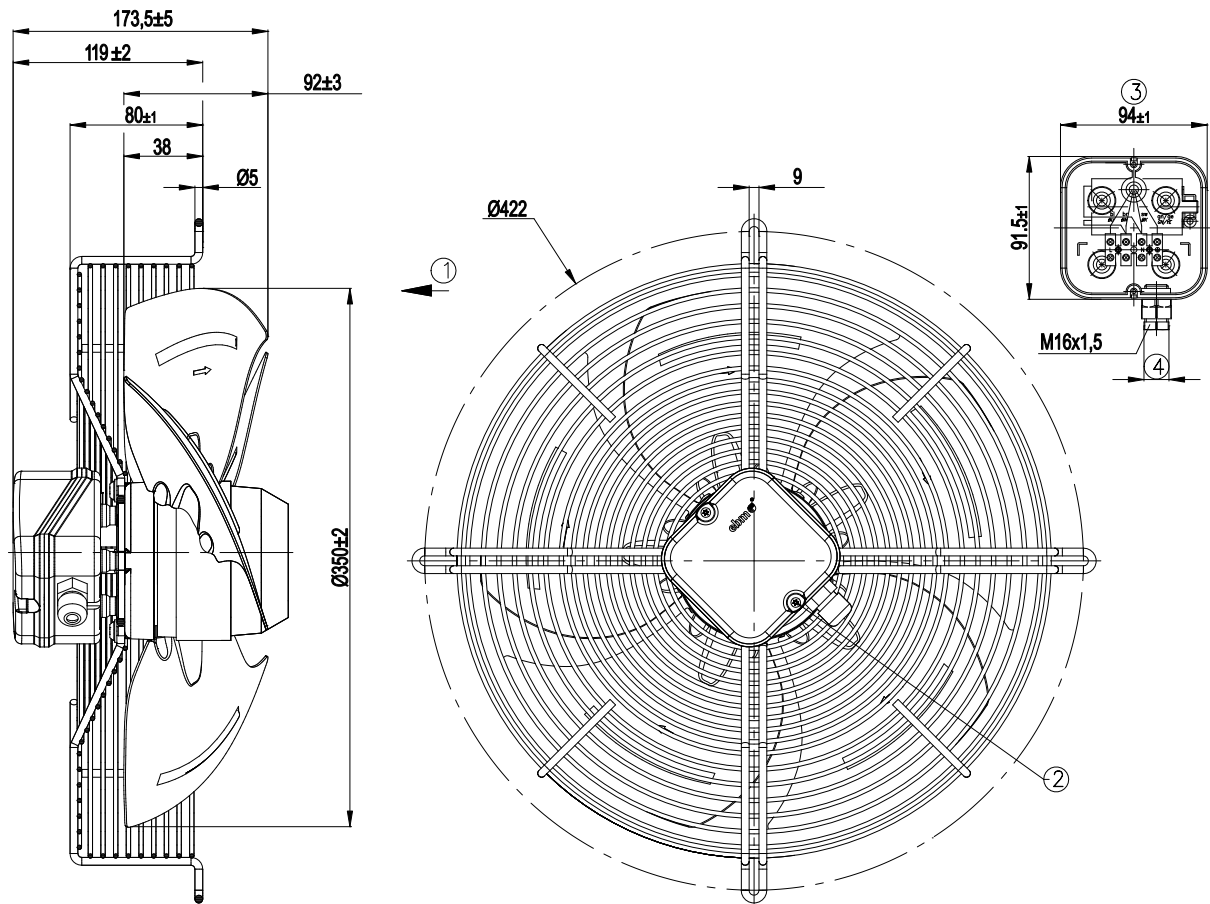


AC axial fan

sickled blades (S series)

with guard grille for short nozzle

Product drawing

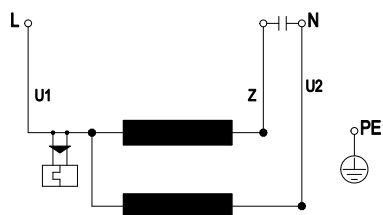


1	Direction of air flow "V"
2	Tightening torque 0.8 Nm
3	Shown without terminal box cover
4	Cable diameter max 7.5 mm; tightening torque 2 Nm

AC axial fan

sickled blades (S series)
with guard grille for short nozzle

Connection screen

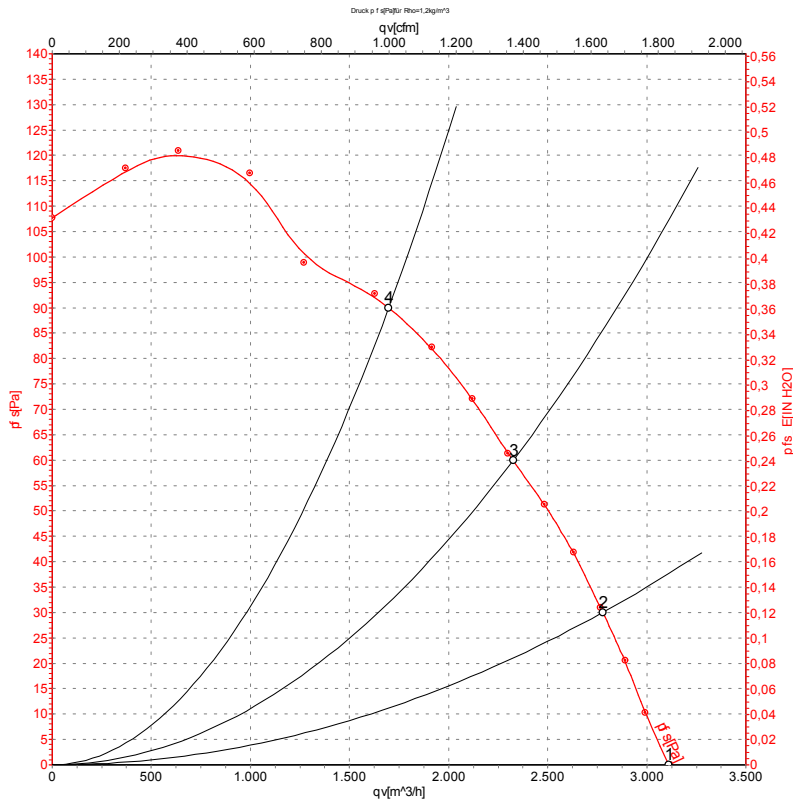


U1	blue	Z	brown	U2	black
PE	green/yellow				

AC axial fan

sickled blades (S series)
with guard grille for short nozzle

Charts: Air flow 50 Hz



Measured values

	U	f	n	P _e	I	qv	P _{fs}
	V	Hz	min ⁻¹	W	A	m³/h	Pa
1	230	50	1400	130	0.58	3110	0
2	230	50	1380	140	0.61	2780	30
3	230	50	1355	151	0.66	2325	60
4	230	50	1290	174	0.76	1700	90

U = Supply voltage · f = Frequency · n = Speed · P_e = Power input · I = Current draw · qv = Air flow · p_{fs} = Pressure increase

