

Product Data Sheet **9293510111**
VWCE092PJGJS
3314 NHH

ebmpapst

engineering a better life



3314 NHH

INDEX

1 General 3

2 Mechanics 3

2.1 General 3

2.2 Connections 3

3 Operating Data 4

3.1 Electrical Operating Data 4

3.2 Electrical Features 5

3.3 Aerodynamics 6

3.4 Sound Data 7

4 Environment 7

4.1 General 7

4.2 Climatic Requirements 7

4.3 Mechanical Requirements 8

5 Safety 9

5.1 Electrical Safety 9

5.2 Approval Tests 9

6 Reliability 9

6.1 General 9

1 General

Fan type	Axial	
Rotating direction looking at rotor	Clockwise	
Airflow direction	Air outlet over struts	
Bearing system	Ball bearing	
Mounting position - shaft	Any	


2 Mechanics

2.1 General

Width	92,0 mm	
Height	92,0 mm	
Depth	32 mm	
Mass	0,19 kg	
Housing material	Plastic	
Impeller material	Plastic	
Max. torque when mounted across both mounting flanges	Wire outlet corner: 80 Ncm Remaining corners: 80 Ncm	
Screw size	ISO 4762 - M4 degreased, without an additional brace and without washer	

2.2 Connections

Electrical connection	Wires	
Lead wire length	L = 310 mm	
Tolerance	+/- 10,0 mm	
Wire size (AWG)		
Insulation diameter	1,5 mm	



Wire	Color	Operation	Wire size	Insulation diameter
1	red	+ UB	AWG 24	
2	blue	- GND	AWG 24	

3 Operating Data

3.1 Electrical Operating Data

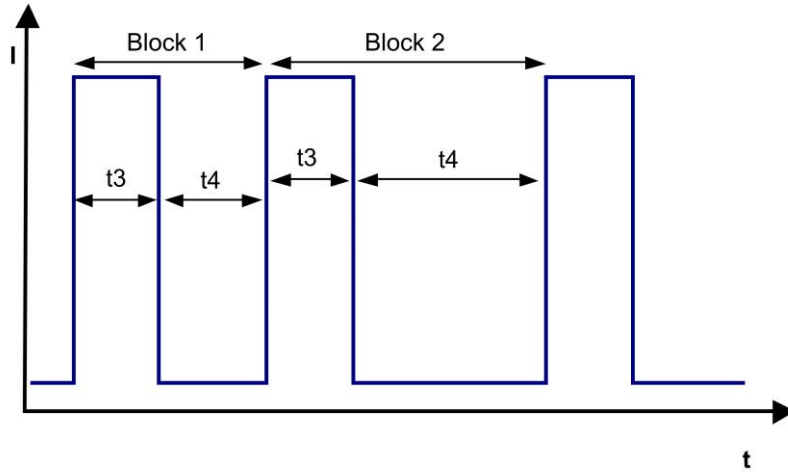
Measurement conditions: Normal air density = 1,2 kg/m³; Temperature 23°C +/- 3°C; Motor axis horizontal; warm-up time before measuring 5 minutes (unless otherwise specified). In the intake and outlet area should not be any solid obstruction within 0,5 m.

$\Delta p = 0$: corresp. to free air flow (see chapter aerodynamics)
I: corresp. to arithm. mean current value

Features	Condition	Symbol	Values		
Voltage range		U	12 V		28 V
Nominal voltage		U _N		24 V	
Power consumption	$\Delta p = 0$	P	0,8 W	3,4 W	4,8 W
Tolerance	0010		+/- 17,5 %	+/- 12,5 %	+/- 15 %
Current consumption	$\Delta p = 0$	I	68 mA	140 mA	170 mA
Tolerance	0010		+/- 17,5 %	+/- 12,5 %	+/- 15 %
Speed	$\Delta p = 0$	n	1.850 1/min	3.450 1/min	3.900 1/min
Tolerance	0010		+/- 12,5 %	+/- 7,5 %	+/- 10 %
Starting current consumption				950 mA	

3.2 Electrical Features

Electronic function	None	
Reversed polarity protection	Rectifying diode	
Max. residual current at U_N	$I_F < 100 \mu A$	
Locked rotor protection	Auto restart	
Locked rotor current at U_N	I_{block} approx. 950 mA	
Clock signal at locked rotor	t_3 / t_4 typical: 0,6 s / 10 s	



Block1: special locked rotor protection: 5 cycles $t_3 / t_4 = 0,6 \text{ s} / 1 \text{ s}$ Block2: locked rotor protection $t_3 / t_4 = 0,6 \text{ s} / 10 \text{ s}$

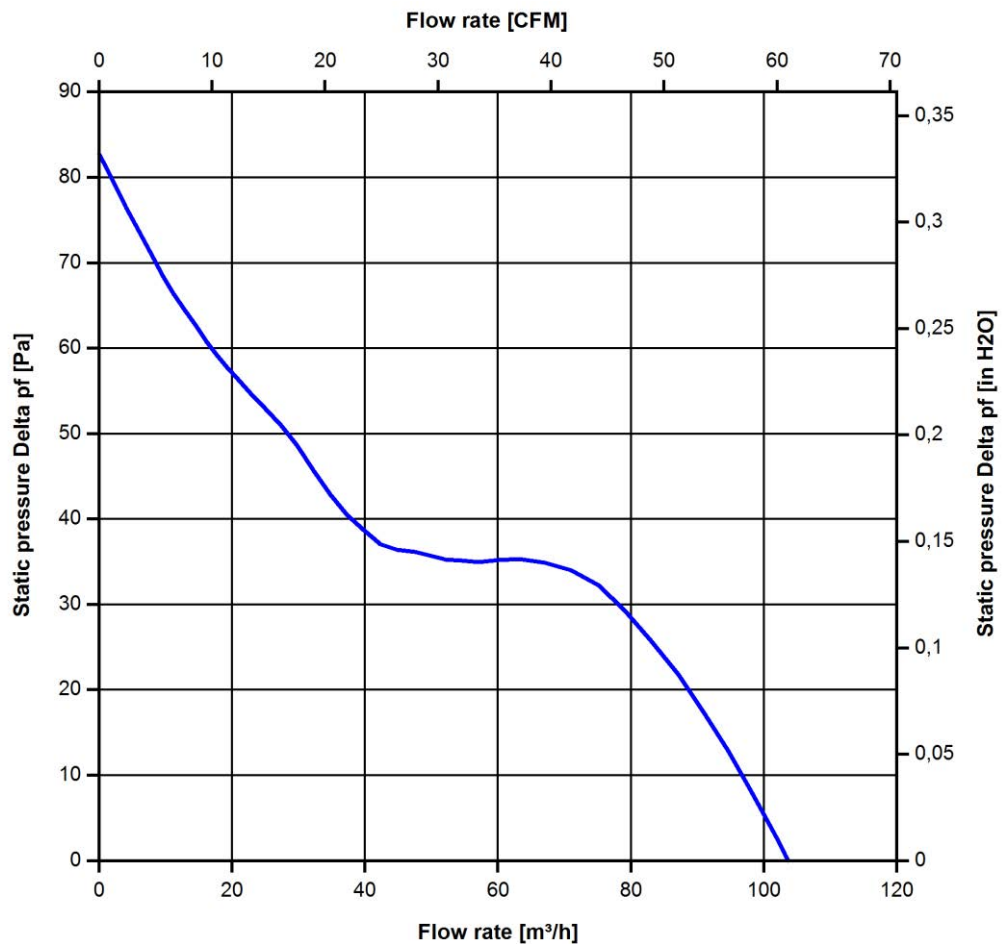
3.3 Aerodynamics

Measurement conditions: Measured with a double chamber intake rig acc. to DIN EN ISO 5801. Normal air density = 1,2 kg/m³; Temperature 23°C +/- 3°C; In the intake and outlet area should not be any solid obstruction within 0,5 m. Motor shaft horizontal.
 The information is only valid under the specified test conditions and may be changed by the installation conditions. If there are deviations from the standard test conditions, the characteristic values must be checked under the installed conditions.

a.) Operation condition:

3.450 1/min at free air flow

Max. free-air flow ($\Delta p = 0 / \dot{V} = \text{max.}$)	104,0 m ³ /h	
Max. static pressure ($\Delta p = \text{max.} / \dot{V} = 0$)	83 Pa	



3.4 Sound Data

Measurement conditions: Sound pressure level: 1 meter distance between microphone and the air intake.
Sound power level: Acc. to DIN 45635 part 38 (ISO 10302)
Measured in a semianechoic chamber with a background noise level of $L_p(A) < 5 \text{ dB}(A)$
For further measurement conditions see chapter aerodynamics.

a.) Operation condition:

3.450 1/min at free air flow

Optimal operating point	80,0 m ³ /h @ 26 Pa	
Sound power level at the optimal operating point	5,4 bel(A)	
Sound pressure level at free air flow, measured in rubber bands	42,0 dB(A)	

4 Environment

4.1 General

Min. permitted ambient temperature TU min.	-20 °C	
Max. permitted ambient temperature TU max.	75 °C	
Min. permitted storage temperature TL min.	-40 °C	
Max. permitted storage temperature TL max.	80 °C	

4.2 Climatic Requirements

Humidity requirements	humid heat, constant; according to DIN EN 60068-2-78, 14 days	
Water exposure	None	
Dust requirements	None	
Salt fog requirements	None	

Permitted application area:

The product is intended for use in sheltered rooms with controlled temperature and controlled humidity. Directly exposure to water must be avoided.

Pollution degree 1 (according DIN EN 60664-1)

There is either no pollution or it occurs only dry, non-conductive pollution. The pollution has no negative impact.

4.3 Mechanical Requirements

severity level	Vibration (sinusoidal)	
1 G	Vibration (sinusoidal) in use IEC 60068-2-6 Displacement / frequency range Acceleration / frequency range Sweep rate Sweep cycles Duration Axes of vibration	Vibration (sinusoidal) 0,075 mm / 10-58, 58-10 Hz 1 G / 58-500-58 Hz 1 Oct./min 10 2 hrs. 3

severity level	stationary use		
1	storage / transportation	Random vibration not in use IEC 60068-2-64 Frequency range / ASD G _{RMS} Axes of vibration Test duration	Random vibration 5 - 20 Hz : 1,0 m ² / s ³ 20 - 500 Hz : - 3 dB / Oct 0,91 G 3 3 x 5 h
	storage / transportation	Bump not in use IEC 60068-2-29 Shock spectrum Acceleration Duration Number of bumps (+X, -X, -Y, +Y, -Z, +Z) Total bumps	Bump half sine 18 G 6 ms 100 in each direction 600
	stationary use	Random vibration in use IEC 60068-2-64 Frequency range / ASD G _{RMS} Axes of vibration Test duration	Random vibration 5 - 20 Hz : 2,0 m ² / s ³ 20- 150 Hz : - 3 dB / Oct 0,83 G 3 3 x 5 h
	stationary use	Bump in use IEC 60068-2-29 Shock spectrum Acceleration Duration Number of bumps (+X, -X, -Y, +Y, -Z, +Z) Total bumps	Bump half sine 5 G 11 ms 100 in each direction 600

5 Safety**5.1 Electrical Safety**

Dielectric strength DIN EN 62368 and DIN EN 60335 A.) Type test Measuring conditions: After 48h of storage at 95% R.H. and 25°C. No arcing or breakdown is allowed! All connections together to ground. B.) Routine test Measuring conditions: At indoor climate. No arcing or breakdown is allowed! All connections together to ground.	500 VAC / 1 Min. Not applicable	
Isolation resistance Measuring conditions: After 48h of storage at 95% R.H. and 25°C measured with U=500 VDC for 1 min.	RI > 10 MOhm	
Clearance / creepage distance	1,0 mm / 1,2 mm	
Protection class	III	

5.2 Approval Tests

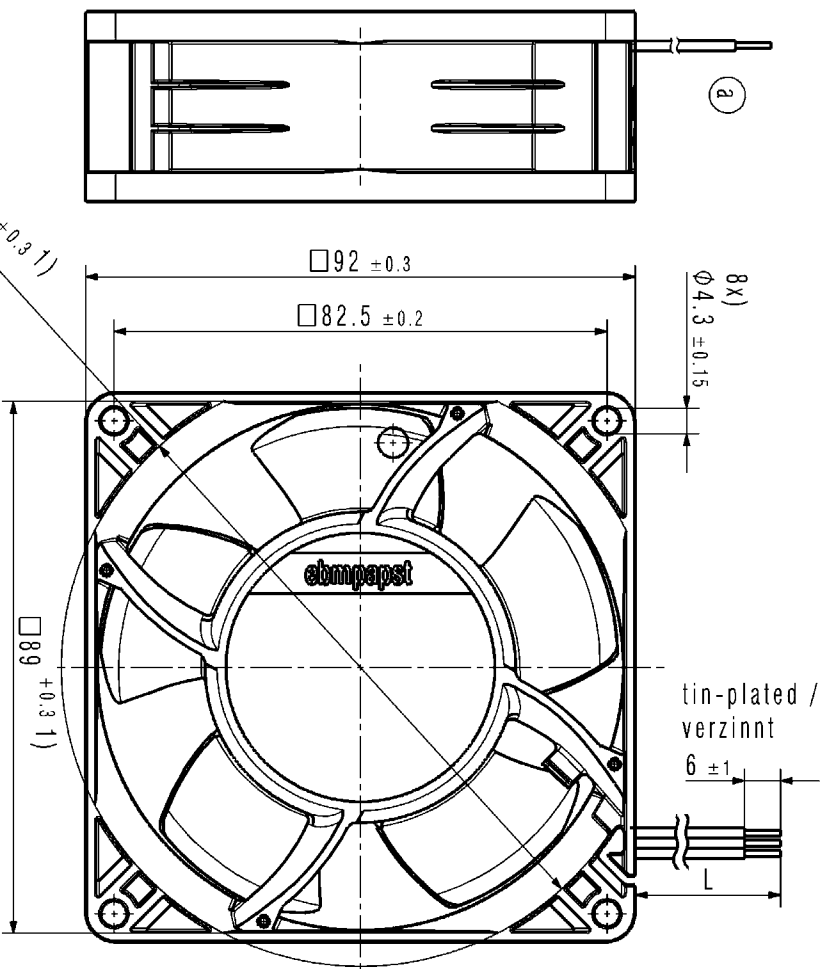
CE	EC Declaration of Conformity	Yes
EAC	Eurasian Conformity	Yes
UL	Underwriters Laboratories	Yes / UL507, Electric Fans E38324
VDE	Association for Electrical, Electronic and Information Technologies	Yes / Approval acc. to EN 62368 - Audio/video, information and communication technology equipment
CSA	Canadian Standards Association	Yes / C22.2 No. 113 Fans and Ventilators
CCC	China Compulsory Certification	Not applicable

6 Reliability**6.1 General**

Life expectancy L10 at TU = 40 °C	67.500 h	
Life expectancy L10 at TU max.	27.500 h	
Life expectancy L10 acc. to IPC 9591 at TU = 40 °C	115.000 h	

Copying of this document, and giving it others and the use or communication of the contents thereof, are forbidden without express authority. Offenders are liable to the payment of damages. All rights are reserved in the event of the grant of a patent or the registration of a utility model or design.

Schutzvermerk nach DIN ISO 16016 beachten!
Refer to protection notice DIN ISO 16016!



- 1) Maße für Montagewand / Dimensions for assembly wall
- Kein Axialspiel der Kugellager durch Federausgleich / no axial clearance of ball bearings due to a pre-load spring
 - Anzahl und Länge der Litzen siehe Produktspezifikation Blatt 1
 - Number and length of the wires see design specification sheet 1

Flanschseite / Flange side

SAP-Status/State Art.-Nr. / Change-No.		CAD-System-Version/ CAD-System-Version 929310101 09A0004		CAD-Umgebung/ CAD-Environment	
3D-Referenzmodell / 3D Reference Model		Artikel / Title:		Hersteller / Material: Volumen / Volume (cm ³):	
Bearb. / Datum		Name		Gewicht / Mass (kg):	
Tolerierung / Tolerances: 		Zöng.-Nr. / Drawing No:		Format / Size:	
Allgmeintoleranzen / Gen. Tolerances: 		Datum		Masstab/Scale	
Freig. / Released		Datum		Format / Size:	
Checked		Name		Masstab/Scale	
Freig. / Released		Datum		Masstab/Scale	
Checked		Name		Masstab/Scale	
Freig. / Released		Datum		Masstab/Scale	
Checked		Name		Masstab/Scale	
Freig. / Released		Datum		Masstab/Scale	
Checked		Name		Masstab/Scale	
Freig. / Released		Datum		Masstab/Scale	
Checked		Name		Masstab/Scale	
Freig. / Released		Datum		Masstab/Scale	
Checked		Name		Masstab/Scale	
Freig. / Released		Datum		Masstab/Scale	
Checked		Name		Masstab/Scale	
Freig. / Released		Datum		Masstab/Scale	
Checked		Name		Masstab/Scale	
Freig. / Released		Datum		Masstab/Scale	
Checked		Name		Masstab/Scale	
Freig. / Released		Datum		Masstab/Scale	
Checked		Name		Masstab/Scale	
Freig. / Released		Datum		Masstab/Scale	
Checked		Name		Masstab/Scale	
Freig. / Released		Datum		Masstab/Scale	
Checked		Name		Masstab/Scale	
Freig. / Released		Datum		Masstab/Scale	
Checked		Name		Masstab/Scale	
Freig. / Released		Datum		Masstab/Scale	
Checked		Name		Masstab/Scale	
Freig. / Released		Datum		Masstab/Scale	
Checked		Name		Masstab/Scale	
Freig. / Released		Datum		Masstab/Scale	
Checked		Name		Masstab/Scale	
Freig. / Released		Datum		Masstab/Scale	
Checked		Name		Masstab/Scale	
Freig. / Released		Datum		Masstab/Scale	
Checked		Name		Masstab/Scale	
Freig. / Released		Datum		Masstab/Scale	
Checked		Name		Masstab/Scale	
Freig. / Released		Datum		Masstab/Scale	
Checked		Name		Masstab/Scale	
Freig. / Released		Datum		Masstab/Scale	
Checked		Name		Masstab/Scale	
Freig. / Released		Datum		Masstab/Scale	
Checked		Name		Masstab/Scale	
Freig. / Released		Datum		Masstab/Scale	
Checked		Name		Masstab/Scale	
Freig. / Released		Datum		Masstab/Scale	
Checked		Name		Masstab/Scale	
Freig. / Released		Datum		Masstab/Scale	
Checked		Name		Masstab/Scale	
Freig. / Released		Datum		Masstab/Scale	
Checked		Name		Masstab/Scale	
Freig. / Released		Datum		Masstab/Scale	
Checked		Name		Masstab/Scale	
Freig. / Released		Datum		Masstab/Scale	
Checked		Name		Masstab/Scale	
Freig. / Released		Datum		Masstab/Scale	
Checked		Name		Masstab/Scale	
Freig. / Released		Datum		Masstab/Scale	
Checked		Name		Masstab/Scale	
Freig. / Released		Datum		Masstab/Scale	
Checked		Name		Masstab/Scale	
Freig. / Released		Datum		Masstab/Scale	
Checked		Name		Masstab/Scale	
Freig. / Released		Datum		Masstab/Scale	
Checked		Name		Masstab/Scale	
Freig. / Released		Datum		Masstab/Scale	
Checked		Name		Masstab/Scale	
Freig. / Released		Datum		Masstab/Scale	
Checked		Name		Masstab/Scale	
Freig. / Released		Datum		Masstab/Scale	
Checked		Name		Masstab/Scale	
Freig. / Released		Datum		Masstab/Scale	
Checked		Name		Masstab/Scale	
Freig. / Released		Datum		Masstab/Scale	
Checked		Name		Masstab/Scale	
Freig. / Released		Datum		Masstab/Scale	
Checked		Name		Masstab/Scale	
Freig. / Released		Datum		Masstab/Scale	
Checked		Name		Masstab/Scale	
Freig. / Released		Datum		Masstab/Scale	
Checked		Name		Masstab/Scale	
Freig. / Released		Datum		Masstab/Scale	
Checked		Name		Masstab/Scale	
Freig. / Released		Datum		Masstab/Scale	
Checked		Name		Masstab/Scale	
Freig. / Released		Datum		Masstab/Scale	
Checked		Name		Masstab/Scale	
Freig. / Released		Datum		Masstab/Scale	
Checked		Name		Masstab/Scale	
Freig. / Released		Datum		Masstab/Scale	
Checked		Name		Masstab/Scale	
Freig. / Released		Datum		Masstab/Scale	
Checked		Name		Masstab/Scale	
Freig. / Released		Datum		Masstab/Scale	
Checked		Name		Masstab/Scale	
Freig. / Released		Datum		Masstab/Scale	
Checked		Name		Masstab/Scale	
Freig. / Released		Datum		Masstab/Scale	
Checked		Name		Masstab/Scale	
Freig. / Released		Datum		Masstab/Scale	
Checked		Name		Masstab/Scale	
Freig. / Released		Datum		Masstab/Scale	
Checked		Name		Masstab/Scale	
Freig. / Released		Datum		Masstab/Scale	
Checked		Name		Masstab/Scale	
Freig. / Released		Datum		Masstab/Scale	
Checked		Name		Masstab/Scale	
Freig. / Released		Datum		Masstab/Scale	
Checked		Name		Masstab/Scale	
Freig. / Released		Datum		Masstab/Scale	
Checked		Name		Masstab/Scale	
Freig. / Released		Datum		Masstab/Scale	
Checked		Name		Masstab/Scale	
Freig. / Released		Datum		Masstab/Scale	
Checked		Name		Masstab/Scale	
Freig. / Released		Datum		Masstab/Scale	
Checked		Name		Masstab/Scale	
Freig. / Released		Datum		Masstab/Scale	
Checked		Name		Masstab/Scale	
Freig. / Released		Datum		Masstab/Scale	
Checked		Name		Masstab/Scale	
Freig. / Released		Datum		Masstab/Scale	
Checked		Name		Masstab/Scale	
Freig. / Released		Datum		Masstab/Scale	
Checked		Name		Masstab/Scale	
Freig. / Released		Datum		Masstab/Scale	
Checked		Name		Masstab/Scale	
Freig. / Released		Datum		Masstab/Scale	
Checked		Name		Masstab/Scale	
Freig. / Released		Datum		Masstab/Scale	
Checked		Name		Masstab/Scale	
Freig. / Released		Datum		Masstab/Scale	
Checked		Name		Masstab/Scale	
Freig. / Released		Datum		Masstab/Scale	
Checked		Name		Masstab/Scale	
Freig. / Released		Datum		Masstab/Scale	
Checked		Name		Masstab/Scale	
Freig. / Released		Datum		Masstab/Scale	
Checked		Name		Masstab/Scale	
Freig. / Released		Datum		Masstab/Scale	
Checked		Name		Masstab/Scale	
Freig. / Released		Datum		Masstab/Scale	
Checked		Name		Masstab/Scale	
Freig. / Released		Datum		Masstab/Scale	
Checked		Name		Masstab/Scale	
Freig. / Released		Datum		Masstab/Scale	
Checked		Name		Masstab/Scale	
Freig. / Released		Datum		Masstab/Scale	
Checked		Name		Masstab/Scale	
Freig. / Released		Datum		Masstab/Scale	
Checked		Name		Masstab/Scale	
Freig. / Released		Datum		Masstab/Scale	
Checked		Name		Masstab/Scale	
Freig. / Released		Datum		Masstab/Scale	
Checked		Name		Masstab/Scale	
Freig. / Released		Datum		Masstab/Scale	
Checked		Name		Masstab/Scale	
Freig. / Released		Datum		Masstab/Scale	
Checked		Name		Masstab/Scale	
Freig. / Released		Datum		Masstab/Scale	
Checked		Name		Masstab/Scale	
Freig. / Released		Datum		Masstab/Scale	
Checked		Name		Masstab/Scale	
Freig. / Released		Datum		Masstab/Scale	
Checked		Name		Masstab/Scale	
Freig. / Released		Datum		Masstab/Scale	
Checked		Name		Masstab/Scale	
Freig. / Released		Datum		Masstab/Scale	
Checked		Name		Masstab/Scale	
Freig. / Released		Datum		Masstab/Scale	
Checked		Name		Masstab/Scale	
Freig. / Released		Datum		Masstab/Scale	
Checked		Name		Masstab/Scale	
Freig. / Released		Datum		Masstab/Scale	
Checked		Name		Masstab/Scale	
Freig. / Released		Datum		Masstab/Scale	
Checked		Name		Masstab/Scale	
Freig. / Released		Datum		Masstab/Scale	
Checked		Name		Masstab/Scale	
Freig. / Released		Datum		Masstab/Scale	
Checked		Name		Masstab/Scale	
Freig. / Released		Datum		Masstab/Scale	
Checked		Name		Masstab/Scale	
Freig. / Released		Datum		Masstab/Scale	
Checked		Name		Masstab/Scale	
Freig. / Released		Datum		Masstab/Scale	
Checked		Name		Masstab/Scale	
Freig. / Released		Datum		Masstab/Scale	
Checked		Name		Masstab/Scale	
Freig. / Released		Datum		Masstab/Scale	
Checked		Name		Masstab/Scale	
Freig. / Released		Datum		Masstab/Scale	
Checked		Name		Masstab/Scale	
Freig. / Released		Datum		Masstab/Scale	
Checked		Name		Masstab/Scale	
Freig. / Released		Datum		Masstab/Scale	
Checked		Name		Masstab/Scale	
Freig. / Released		Datum		Masstab/Scale	
Checked		Name		Masstab/Scale	
Freig. / Released		Datum		Masstab/Scale	
Checked		Name		Masstab/Scale </	