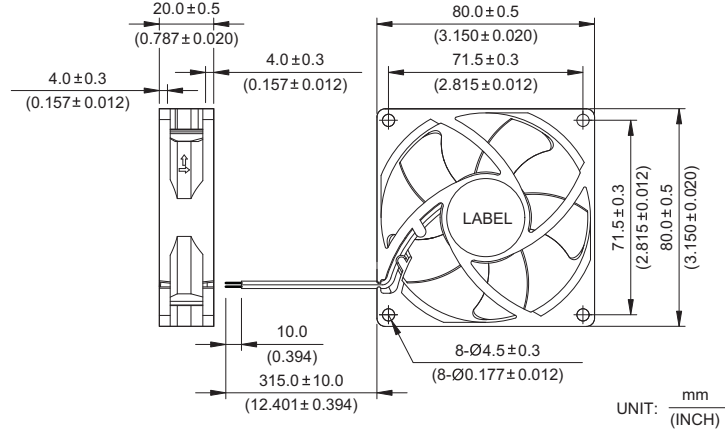


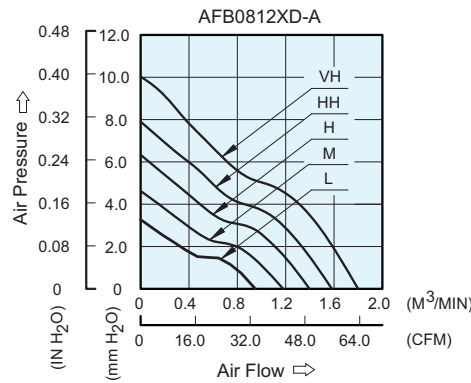
AFB 80 x 80 x 20 MM SERIES

DIMENSIONS DRAWING



- * Bearing Type
Ball Bearings
- * Material
Impeller & Frame : Plastic (UL 94V-0)
- * Lead Wires :
UL 1007 AWG #24 OR Equivalent
Red Wire Positive (+)
Black Wire Negative (-)
- * Weight : 73g (2.57 oz)

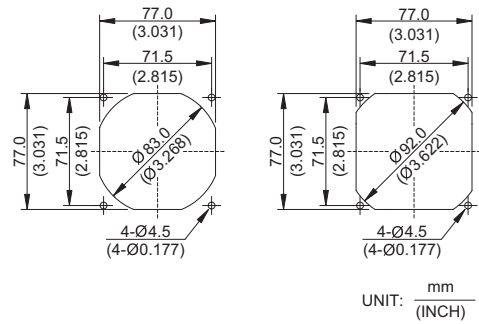
P & Q CURVE (AT RATED VOLTAGE)



MOUNTING PANEL CUTOUT

OUTLET SIDE

INLET SIDE



MODEL			Rated Voltage	Operating Voltage Range	Rated Current	Rated Input Power	Speed	Maximum Air Flow		Maximum Air Pressure		Noise
PART NO.	REV	FUNCTION	VDC	VDC	Amp	Watt	R.P.M	m ³ /min	CFM	mmH ₂ O	IN H ₂ O	dB-A
AFB0812LD	-A	-R00 / -F00	12	5.0 to 13.8	0.12	1.44	3000	0.949	33.52	3.27	0.129	30.5
AFB0812MD	-A	-R00 / -F00	12	5.0 to 13.8	0.16	1.92	3600	1.180	41.68	4.63	0.182	36.0
AFB0812HD	-A	-R00 / -F00	12	5.0 to 13.8	0.22	2.64	4200	1.397	49.34	6.33	0.249	40.0
AFB0812HHD	-A	-R00 / -F00	12	5.0 to 13.8	0.32	3.84	4800	1.582	55.87	7.90	0.311	44.0
AFB0812VHD	-A	-R00 / -F00	12	5.0 to 13.8	0.42	5.04	5400	1.799	63.54	10.02	0.394	47.5

* Function type is optional.
 * The max. air flow and the speed are measured in free air ; max. air pressure is measured at zero air flow.
 * Noise is measured in anechoic chamber in free air, one meter from intake side.
 * All readings are typical values at rated voltage.
 * Specifications are subject to change without notice.
 * Both of the ball bearing and the 1 ball + 1 sleeve type are available.